

REPORT PACKAGE prepared for *COUNTY OF MOORE*

Monday, October 14, 2024 (EDT)

Contents

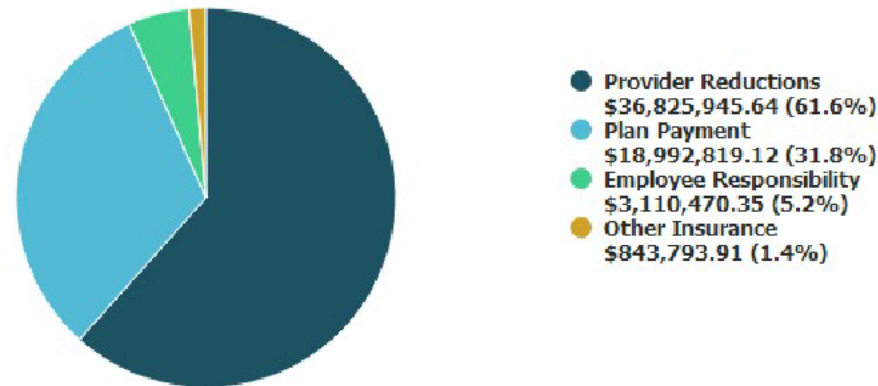
- Claim Analysis Overview
- Cost By Age Group
- Cost Distribution Category
- Shock Claim Summary
- Key Utilization Indicators
- Rank Order Analysis
- Preventable Conditions
- Normative Comparison Summary
- Utilization Benchmark Summary
- Cost Distribution Summary
- Eligibility Overview

COUNTY OF MOORE

Group ID: SFFC03; 1000036

Date Range: Check Date: 10/1/2022 through 9/30/2024 (731 days) (Paid Data)

Cost Distribution



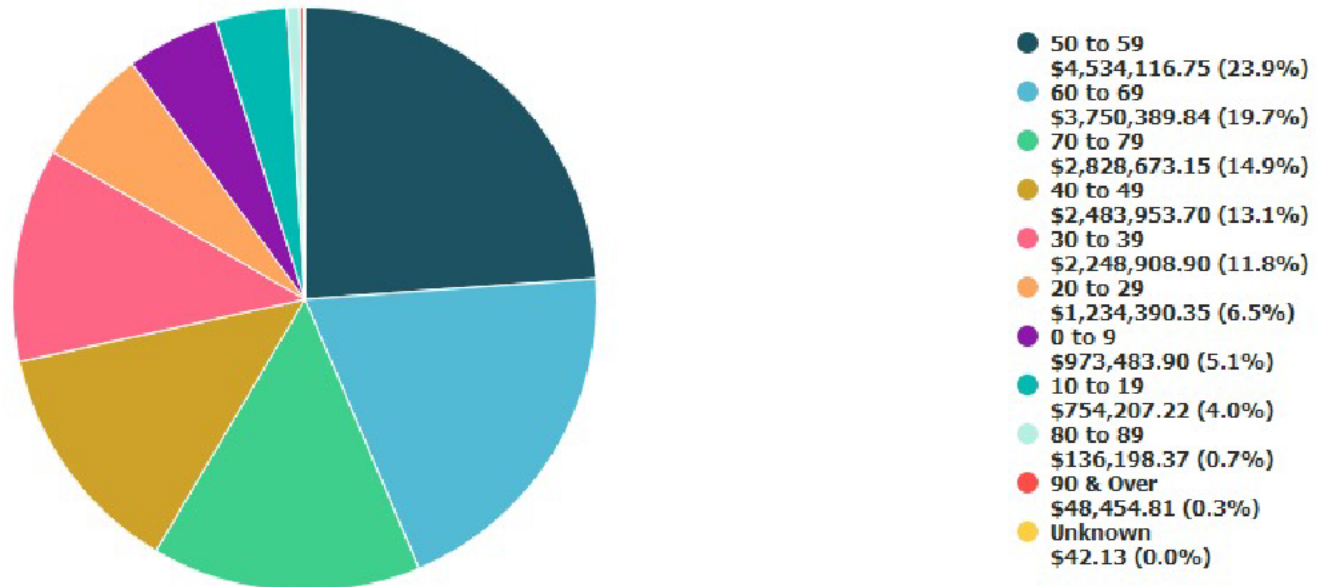
Claim Analysis Overview

	Totals	Total Charges %	Employee	Employee %	Total Charges %	Dependent	Dependent %	Total Charges %
Claims Processed	94,462		66,689			27,773		
Number of Services	130,464		87,656			42,808		
Total Charges	\$69,457,006.65		\$45,314,955.81	65.24 %		\$24,142,050.84	34.76 %	
Provider Reductions	\$36,825,945.64	53.02 %	\$20,823,160.19	56.54 %	45.95 %	\$16,002,785.45	43.46 %	66.29 %
Employee Responsibility	\$3,110,470.35	4.48 %	\$2,124,552.07	68.30 %	4.69 %	\$985,918.28	31.70 %	4.08 %
Other Insurance	\$843,793.91	1.21 %	\$791,073.03	93.75 %	1.75 %	\$52,720.88	6.25 %	0.22 %
Total Stop Loss Reimbursements	\$0.00							
Plan Payment	\$18,992,819.12	27.34 %	\$13,282,369.41	69.93 %	29.31 %	\$5,710,449.71	30.07 %	23.65 %
Net Plan Payment	\$18,992,819.12							

COUNTY OF MOORE

Group ID: SFFC03; 1000036

Date Range: Check Date: 10/1/2022 through 9/30/2024 (731 days) (Paid Data)



Cost By Age Group

Age Group	# of Members	# of Clmnts	# of Empl Clmnts	# of Dep Clmnts	# of Svcs	Total Charges	Discount Amount	Discount % of Charges	Employee Resp	Employee Resp % of Charges	Plan Payment	Plan Payment % of Charges	Allowed Charges	Allowed % of Charges
0 to 9	144	279	0	279	10,687	\$3,350,085.10	\$1,528,262.65	45.62 %	\$242,242.70	7.23 %	\$973,483.90	29.06 %	\$1,821,822.45	54.38 %
10 to 19	167	365	4	361	9,737	\$3,005,399.53	\$1,999,963.68	66.55 %	\$234,937.91	7.82 %	\$754,207.22	25.10 %	\$1,005,435.85	33.45 %
20 to 29	205	402	208	194	12,211	\$5,083,386.97	\$2,709,704.06	53.31 %	\$363,556.17	7.15 %	\$1,234,390.35	24.28 %	\$2,373,682.91	46.69 %
30 to 39	176	362	299	63	15,722	\$7,140,666.31	\$3,653,310.16	51.16 %	\$482,562.17	6.76 %	\$2,248,908.90	31.49 %	\$3,487,356.15	48.84 %
40 to 49	200	373	312	61	20,757	\$7,919,164.63	\$2,712,213.80	34.25 %	\$520,390.23	6.57 %	\$2,483,953.70	31.37 %	\$5,206,950.83	65.75 %
50 to 59	218	425	364	61	31,016	\$16,577,864.50	\$9,920,248.24	59.84 %	\$678,781.15	4.09 %	\$4,534,116.75	27.35 %	\$6,657,616.26	40.16 %
60 to 69	116	286	242	44	22,229	\$10,669,625.26	\$2,363,052.21	22.15 %	\$497,903.25	4.67 %	\$3,750,389.84	35.15 %	\$8,306,573.05	77.85 %
70 to 79	12	34	31	3	3,907	\$9,891,256.81	\$6,880,424.44	69.56 %	\$66,611.01	0.67 %	\$2,828,673.15	28.60 %	\$3,010,832.37	30.44 %

Cost By Age Group

Age Group	# of Members	# of Clmnts	# of Empl Clmnts	# of Dep Clmnts	# of Svcs	Total Charges	Discount Amount	% of Charges	Employee Resp	% of Charges	Plan Payment	% of Charges	Allowed Charges	% of Charges
80 to 89	6	13	12	1	3,871	\$3,841,417.96	\$3,379,331.56	87.97 %	\$24,759.88	0.64 %	\$136,198.37	3.55 %	\$462,086.40	12.03 %
90 & Over	1	2	2	0	323	\$1,977,073.17	\$1,678,506.16	84.90 %	(\$1,309.12)	-0.07 %	\$48,454.81	2.45 %	\$298,567.01	15.10 %
Unknown	0	2	0	2	4	\$1,066.41	\$928.68	87.08 %	\$35.00	3.28 %	\$42.13	3.95 %	\$137.73	12.92 %
Total	1,245	2,543	1,474	1,069	130,464	\$69,457,006.65	\$36,825,945.64	53.02 %	\$3,110,470.35	4.48 %	\$18,992,819.12	27.34 %	\$32,631,061.01	46.98 %
65 & Over	44	128	111	17	13,551	\$18,120,750.98	\$12,307,666.17	67.92 %	\$220,595.06	1.22 %	\$3,662,642.44	20.21 %	\$5,813,084.81	32.08 %

COUNTY OF MOORE

Group ID: SFFC03; 1000036

Range 1: Check Date
10/1/2021 through 9/30/2023 (730 days) (Paid Data)

Range 2: Check Date: 10/1/2022 through 9/30/2024 (731 days) (Paid Data)

Diagnosis Grouping: Standard AMA Grouping

Cost Distribution by Diagnosis Category

Diagnosis Category	Date Range 1 Check Date 10/1/2021 through 9/30/2023 (730 days)					Date Range 2 Check Date: 10/1/2022 through 9/30/2024 (731 days)					% Changes			
	# of Services	# of Patients	Total Charges	Plan Payment	# of Admits	# of Services	# of Patients	Total Charges	Plan Payment	# of Admits	# of Services	# of Patients	Total Charges	Plan Payment
Certain infectious and parasitic diseases	997	175	\$1,936,549.33	\$356,596.60	11	833	181	\$923,082.38	\$202,878.50	8	-16.45 %	3.43 %	-52.33 %	-43.11 %
Neoplasms	4,014	229	\$6,966,393.26	\$2,736,952.16	6	3,647	268	\$6,292,373.16	\$1,972,866.42	6	-9.14 %	17.03 %	-9.68 %	-27.92 %
Diseases of the blood and blood-forming organs and certain disorders involving the immune mechanism	1,359	91	\$4,866,726.58	\$890,158.06	0	1,233	91	\$3,748,684.50	\$671,764.82	0	-9.27 %	0.00 %	-22.97 %	-24.53 %
Endocrine, nutritional and metabolic diseases	5,941	411	\$1,630,636.66	\$460,427.94	5	6,297	453	\$2,686,045.71	\$584,670.75	5	5.99 %	10.22 %	64.72 %	26.98 %
Mental, Behavioral and Neurodevelopmental disorders	3,534	276	\$1,120,772.12	\$239,121.06	6	4,296	309	\$1,537,344.04	\$361,694.68	8	21.56 %	11.96 %	37.17 %	51.26 %
Diseases of the nervous system	2,059	206	\$955,764.73	\$348,350.67	0	2,763	236	\$1,095,086.59	\$277,104.34	1	34.19 %	14.56 %	14.58 %	-20.45 %
Diseases of the eye and adnexa	954	204	\$345,302.46	\$100,939.64	0	1,197	242	\$424,449.27	\$116,888.06	0	25.47 %	18.63 %	22.92 %	15.80 %
Diseases of the ear and mastoid process	662	167	\$194,767.85	\$40,725.17	0	749	171	\$242,645.42	\$52,121.15	0	13.14 %	2.40 %	24.58 %	27.98 %
Diseases of the	3,561	295	\$2,688,301.02	\$893,424.76	4	3,720	318	\$2,472,461.70	\$809,650.60	10	4.47 %	7.80 %	-8.03 %	-9.38 %

Cost Distribution by Diagnosis Category

	Date Range 1 Check Date 10/1/2021 through 9/30/2023 (730 days)					Date Range 2 Check Date: 10/1/2022 through 9/30/2024 (731 days)					% Changes			
Diagnosis Category	# of Services	# of Patients	Total Charges	Plan Payment	# of Admits	# of Services	# of Patients	Total Charges	Plan Payment	# of Admits	# of Services	# of Patients	Total Charges	Plan Payment
circulatory system														
Diseases of the respiratory system	2,450	395	\$885,016.55	\$284,178.99	3	3,349	464	\$1,223,690.41	\$308,365.17	5	36.69 %	17.47 %	38.27 %	8.51 %
Diseases of the digestive system	3,165	262	\$2,789,685.09	\$869,339.86	12	3,532	300	\$2,920,670.33	\$954,547.25	13	11.60 %	14.50 %	4.70 %	9.80 %
Diseases of the skin and subcutaneous tissue	1,786	344	\$439,458.94	\$126,627.17	3	2,067	319	\$529,250.57	\$124,342.87	4	15.73 %	-7.27 %	20.43 %	-1.80 %
Diseases of the musculoskeletal system and connective tissue	9,138	562	\$3,858,445.54	\$1,242,308.97	6	9,402	595	\$4,158,974.83	\$1,341,772.63	6	2.89 %	5.87 %	7.79 %	8.01 %
Diseases of the genitourinary system	7,343	312	\$7,188,454.76	\$878,031.61	3	8,466	335	\$8,194,962.32	\$1,039,578.84	4	15.29 %	7.37 %	14.00 %	18.40 %
Pregnancy, childbirth and the puerperium	1,650	43	\$1,434,293.35	\$398,989.30	21	1,496	51	\$1,376,620.14	\$355,186.34	23	-9.33 %	18.60 %	-4.02 %	-10.98 %
Certain conditions originating in the perinatal period	200	20	\$134,428.92	\$41,773.65	1	192	18	\$127,631.88	\$42,698.02	0	-4.00 %	-10.00 %	-5.06 %	2.21 %
Congenital malformations, deformations and chromosomal abnormalities	319	26	\$270,825.63	\$65,000.18	1	393	25	\$374,203.68	\$57,006.49	0	23.20 %	-3.85 %	38.17 %	-12.30 %
Symptoms, signs and abnormal clinical and laboratory findings, not elsewhere classified	23,487	1,787	\$5,519,997.71	\$1,710,498.34	3	24,546	1,808	\$5,921,877.09	\$1,714,801.24	3	4.51 %	1.18 %	7.28 %	0.25 %
Injury, poisoning and certain other consequences of	3,856	285	\$3,597,105.56	\$775,014.67	7	4,050	310	\$4,968,137.84	\$1,362,459.65	10	5.03 %	8.77 %	38.11 %	75.80 %

Cost Distribution by Diagnosis Category

	Date Range 1 Check Date 10/1/2021 through 9/30/2023 (730 days)					Date Range 2 Check Date: 10/1/2022 through 9/30/2024 (731 days)					% Changes			
	# of Services	# of Patients	Total Charges	Plan Payment	# of Admits	# of Services	# of Patients	Total Charges	Plan Payment	# of Admits	# of Services	# of Patients	Total Charges	Plan Payment
Diagnosis Category														
external causes														
Codes for special purposes	775	169	\$1,008,620.98	\$91,371.38	3	317	88	\$129,128.81	\$11,733.37	1	-59.10 %	-47.93 %	-87.20 %	-87.16 %
External causes of morbidity	4	2	\$22,916.00	\$15,317.34	0	6	3	\$23,363.30	\$15,317.34	0	50.00 %	50.00 %	1.95 %	0.00 %
Factors influencing health status and contact with health services	13,822	1,109	\$4,293,011.91	\$1,336,150.04	16	14,438	1,076	\$4,835,588.08	\$1,799,435.10	13	4.46 %	-2.98 %	12.64 %	34.67 %
Other Categories	29,651	1,320	\$9,319,966.54	\$3,720,676.28	0	33,475	1,349	\$15,250,734.60	\$4,815,935.49	0	12.90 %	2.20 %	63.64 %	29.44 %
Total Diagnoses: 203,722	120,727	2,513	\$61,467,441.49	\$17,621,973.84	111	130,464	2,543	\$69,457,006.65	\$18,992,819.12	120	8.07 %	1.19 %	13.00 %	7.78 %

COUNTY OF MOORE

Group ID: SFFC03; 1000036

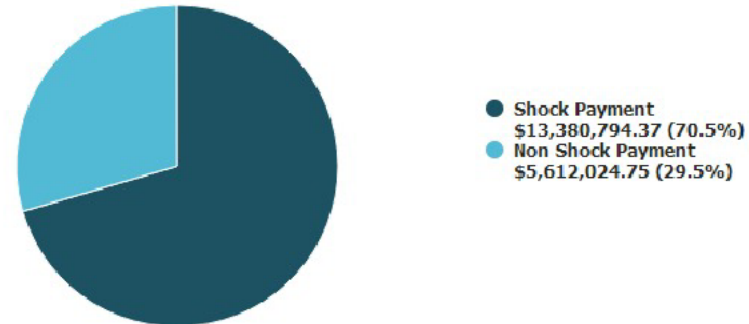
Date Range: Check Date: 10/1/2022 through 9/30/2024 (731 days) (Paid Data)

Claim Threshold: \$25,000

Overview

# of members with claims above threshold:	129
Total Plan Payment in claims above threshold:	\$10,155,794.37
Total Plan Payment for claimants with claims above threshold:	\$13,380,794.37
Total Plan Payment in claims:	\$18,992,819.12

Cost Components



Details

Member	Plan Code	Medical Plan Code	Medical Plan Payment	Pharmacy Plan Payment	Most Expensive Primary Diagnosis	Total Charges	Plan Payment	Provider	Most Recent Date of Service	Termination Date
1	E	1000423	\$1,265,259.53	\$1,264,966.55	\$292.98	C50.412 - Malignant neoplasm of upper-outer quadrant of left female breast	\$2,026,970.75	\$1,111,749.07	FIRSTHEALTH MOORE REGIONAL HOS	8/26/2024
						Z79.899 - Other long term (current) drug therapy	\$129,202.25	\$77,519.55	FIRSTHEALTH MOORE REGIONAL HOS	8/22/2024
						Z51.12 - Encounter for antineoplastic immunotherapy	\$60,941.25	\$36,563.85	FIRSTHEALTH MOORE REGIONAL HOS	12/18/2023
2		1000423	\$980,594.70	\$943,900.63	\$36,608.07	D59.39 - Other hemolytic-uremic syndrome	\$2,190,474.75	\$357,346.10	FIRSTHEALTH MOORE REGIONAL HOS	11/30/2023
						E83.42 - Hypomagnesemia	\$1,329,487.00	\$209,863.22	FIRSTHEALTH MOORE REGIONAL HOS	7/11/2024
						D59.30 - Hemolytic-uremic syndrome, unspecified	\$881,890.25	\$139,860.42	FIRSTHEALTH MOORE REGIONAL HOS	7/11/2024
3		1000423	\$893,295.79	\$864,934.27	\$28,295.52	Z51.12 - Encounter for antineoplastic immunotherapy	\$556,727.75	\$343,157.19	UNC HOSPITALS AT CHAPEL HILL	9/3/2024
						C14.8 - Malignant neoplasm of overlapping sites of lip, oral cavity and pharynx	\$185,054.85	\$132,114.04	UNC HOSPITALS AT CHAPEL HILL	8/20/2024
						C06.0 - Malignant neoplasm of cheek mucosa	\$184,296.08	\$86,503.80	UNC HOSPITALS AT CHAPEL HILL	2/23/2023
4		1000423	\$719,325.56	\$715,875.92	\$3,449.64	T82.868A - Thrombosis due to vascular prosthetic devices, implants and grafts, Initial encounter	\$836,944.86	\$293,331.97	FIRSTHEALTH MOORE REGIONAL HOS	6/4/2024

Details											
Member	Relation To Employee	Medical Plan Code	Plan Payment	Medical Plan Payment	Pharmacy Plan Payment	Most Expensive Primary Diagnosis	Total Charges	Plan Payment	Provider	Most Recent Date of Service	Termination Date
						N08.6 - End stage renal disease	\$3,356,483.19	\$259,113.01	DAVITA INC	4/19/2024	
						T82.190A - Other mechanical complication of cardiac electrode, Initial encounter	\$33,258.53	\$23,813.11	UNC HOSPITALS AT CHAPEL HILL	6/14/2023	
5.	■	1000423	\$605,271.75	\$604,181.77	\$1,089.98	S27.803A - Laceration of diaphragm, initial encounter	\$1,202,353.66	\$410,943.00	UNC HOSPITALS AT CHAPEL HILL	3/7/2023	
						S22.42XD - Multiple fractures of ribs, left side, subsequent encounter for fracture with routine healing	\$116,268.00	\$15,290.19	FH MOORE REGIONAL HOSPITAL	5/1/2023	
						L03.311 - Cellulitis of abdominal wall	\$13,532.50	\$12,306.40	FIRSTHEALTH MONTGOMERY HOSPIT	6/28/2023	
6.	■	1000423	\$521,318.90	\$213.66	\$521,105.24	RX	\$585,933.97	\$500,602.04		7/23/2024	
						RX	\$24,292.00	\$20,503.20	GENERIC EXTERNAL DATA PROVIDER	8/21/2024	
						E70.1 - Other hyperphenylalaninemias	\$388.00	\$202.00	MUGE CALIKOGLU	6/24/2022	
7.	■	1000423	\$362,134.70	\$3,488.33	\$358,646.37	RX	\$493,083.01	\$345,689.87		8/8/2024	
						RX	\$19,947.39	\$12,905.80	BRIOVARX	8/30/2024	
						L03.113 - Cellulitis of right upper limb	\$29,071.76	\$1,632.00	FIRSTHEALTH MOORE REGIONAL HOS	6/11/2024	
8.	■	1000423	\$302,286.74	\$37,002.31	\$265,284.43	RX	\$415,974.03	\$248,007.82		8/13/2024	
						C92.10 - Chronic myeloid leukemia, BCR/ABL-positive, not having achieved remission	\$49,999.50	\$26,338.61	FIRSTHEALTH MOORE REGIONAL HOS	6/26/2024	
						RX	\$27,276.52	\$17,276.61	GENERIC EXTERNAL DATA PROVIDER	9/10/2024	
9.	■	1000423	\$280,972.89	\$113,243.36	\$167,729.53	RX	\$272,316.19	\$164,792.24		7/27/2024	
						K50.00 - Crohn's disease of small intestine without complications	\$28,425.00	\$22,530.00	WILSON FARRA M	7/1/2024	
						K50.90 - Crohn's disease, unspecified, without complications	\$19,250.00	\$15,260.00	JOHNSTON REBECCA A	11/13/2023	
10.	■	1000423	\$253,367.08	\$252,928.43	\$438.65	A41.9 - Sepsis, unspecified organism	\$318,593.00	\$81,029.58	UNC HOSPITALS AT CHAPEL HILL	10/15/2022	
						Z38.01 - Single liveborn infant, delivered by cesarean	\$265,283.00	\$47,973.96	FIRSTHEALTH MOORE REGIONAL HOS	8/27/2022	
						P96.89 - Other specified conditions originating in the perinatal period	\$97,872.14	\$29,361.64	CAPE FEAR VALLEY MEDICAL CTR	10/8/2022	
11.	■	1000423	\$232,168.15	\$223,320.29	\$8,847.86	I35.0 - Nonrheumatic aortic (valve) stenosis	\$170,371.43	\$89,803.76	FIRSTHEALTH MOORE REGIONAL HOS	7/31/2024	
						I48.21 - Permanent atrial fibrillation	\$90,409.79	\$42,444.98	FIRSTHEALTH MOORE REGIONAL HOS	8/21/2023	
						K92.2 - Gastrointestinal hemorrhage, unspecified	\$198,836.58	\$35,298.87	FIRSTHEALTH MOORE REGIONAL HOS	2/24/2024	
12.	■	1000423	\$214,464.02	\$214,393.43	\$70.59	I33.0 - Acute and subacute infective endocarditis	\$284,305.48	\$116,614.04	DUKE UNIVERSITY HOSPITAL	4/3/2023	
						R78.81 - Bacteremia	\$40,448.26	\$24,899.64	DUKE UNIV HEALTH HOME INFUSION	3/31/2023	
						A41.02 - Sepsis due to Methicillin resistant Staphylococcus aureus	\$180,499.61	\$24,546.47	FIRSTHEALTH MOORE REGIONAL HOS	2/8/2023	
13.	■	1000423	\$193,621.96	\$193,411.99	\$209.97	M50.021 - Cervical disc disorder at C4-C5 level with myelopathy	\$106,947.59	\$65,805.33	FIRSTHEALTH MOORE REGIONAL HOS	7/3/2023	3/22/2024
						M48.062 - Spinal stenosis, lumbar region	\$170,364.21	\$64,275.75	FIRSTHEALTH MOORE REGIONAL HOS	12/19/2023	

Details											
Member	Relation To Employee	Medical Plan Code	Plan Payment	Medical Plan Payment	Pharmacy Plan Payment	Most Expensive Primary Diagnosis	Total Charges	Plan Payment	Provider	Most Recent Date of Service	Termination Date
14.	■	1000423	\$190,822.96	\$190,663.28	\$159.68	with neurogenic claudication M54.16 - Radiculopathy, lumbar region	\$28,413.00	\$11,611.97	LEMONS ALEXANDER C	12/21/2023	
						M16.12 - Unilateral primary osteoarthritis, left hip	\$131,343.75	\$89,111.51	GRAND STRAND REGIONAL MED CTR	2/8/2023	
						M16.10 - Unilateral primary osteoarthritis, unspecified hip	\$120,009.50	\$81,419.30	GRAND STRAND REGIONAL MED CTR	11/29/2023	
15.	■	1000423	\$184,068.97	\$150,170.65	\$33,898.32	K91.89 - Other postprocedural complications and disorders of digestive system N39.41 - Urge incontinence	\$0.00	\$8,912.76	MEDICAL UNIV HOSP AUTHORI	9/3/2021	
						N39.41 - Urge incontinence	\$67,257.00	\$46,914.41	GRAND STRAND REGIONAL MED CTR	6/30/2023	
						RX	\$109,044.16	\$32,687.45	FIRSTHEALTH MOORE REGIONAL HOS	10/24/2022	
16.	■	1000423	\$167,549.24	\$106,723.29	\$60,825.95	RX	\$55,849.18	\$32,421.68		8/15/2024	
							\$175,242.76	\$59,568.76		8/12/2024	
						K82.8 - Other specified diseases of gallbladder	\$27,947.94	\$15,535.81	FIRSTHEALTH MOORE REGIONAL HOS	12/12/2022	
17.	■	1000423	\$162,083.28	\$39,283.58	\$122,799.70	A41.51 - Sepsis due to Escherichia coli [E. coli] RX	\$25,093.50	\$14,346.77	FIRSTHEALTH MOORE REGIONAL HOS	1/16/2023	
							\$169,025.51	\$122,643.30		8/15/2024	
						Not Specified	\$9,634.40	\$7,882.09		11/30/2022	
18.	■	1000423	\$147,191.41	\$13,987.02	\$133,204.39	R25.1 - Tremor, unspecified RX	\$10,752.00	\$5,668.73	UNC HOSPITALS AT CHAPEL HILL	4/16/2024	
							\$663,097.45	\$118,985.39		8/13/2024	
						RX	\$26,271.70	\$14,219.00	GENERIC EXTERNAL DATA PROVIDER	8/27/2024	
19.	■	1000423	\$139,334.04	\$125,685.16	\$13,648.88	G47.33 - Obstructive sleep apnea (adult) (pediatric) M50.021 - Cervical disc disorder at C4-C5 level with myelopathy	\$6,011.50	\$3,606.90	FIRSTHEALTH MOORE REGIONAL HOS	9/29/2023	
							\$141,651.25	\$81,991.34	FIRSTHEALTH MOORE REGIONAL HOS	4/27/2023	
						RX	\$22,108.84	\$13,648.88		8/9/2024	
20.	■	1000423	\$136,972.46	\$14,729.39	\$122,243.07	M50.021 - Cervical disc disorder at C4-C5 level with myelopathy RX	\$29,053.00	\$10,559.03	LEMONS ALEXANDER C	4/27/2023	
							\$711,369.20	\$121,254.03		8/12/2024	
						O36.8330 - Maternal care for abnormalities of the fetal heart rate or rhythm, third trimester, not applicable or unspecified	\$18,951.50	\$4,662.58	FIRSTHEALTH MOORE REGIONAL HOS	8/20/2022	
21.	■	1000423	\$131,664.73	\$129,559.48	\$2,105.25	Not Specified R46.89 - Other symptoms and signs involving appearance and behavior	\$30,767.20	\$4,280.49		10/31/2022	
							\$59,773.70	\$21,398.98	UNC HOSPITALS AT CHAPEL HILL	3/7/2024	
						Q05.9 - Spina bifida, unspecified	\$31,893.00	\$15,992.75	NAROTAM VINAY K	8/1/2024	
22.	■	1000423	\$115,749.70	\$82,626.61	\$33,123.09	Q06.8 - Other specified congenital malformations of spinal cord RX	\$40,910.48	\$12,979.30	UNC HOSPITALS AT CHAPEL HILL	7/13/2023	
							\$55,021.12	\$33,123.09		8/5/2024	
						I25.110 - Atherosclerotic heart disease of native coronary artery with unstable angina	\$50,044.00	\$30,008.40	FIRSTHEALTH MOORE REGIONAL HOS	10/4/2022	

Details											
Member	Relation To Employee	Medical Plan Code	Plan Payment	Medical Plan Payment	Pharmacy Plan Payment	Most Expensive Primary Diagnosis	Total Charges	Plan Payment	Provider	Most Recent Date of Service	Termination Date
23.	■	1000423	\$114,536.26	\$5,666.48	\$108,869.78	pectoris					
						I48.0 - Paroxysmal atrial fibrillation	\$35,390.50	\$16,808.08	DUKE UNIVERSITY HOSPITAL	10/7/2022	
						RX	\$583,999.15	\$104,680.30		7/30/2024	
						RX	\$23,196.96	\$4,188.45	GENERIC EXTERNAL DATA PROVIDER	9/12/2024	
24.	■	1000423	\$105,214.37	\$98,994.19	\$6,220.18	E23.0 - Hypopituitarism	\$2,665.00	\$1,292.76	UNC HOSPITALS AT CHAPEL HILL	8/14/2024	
						R00.1 - Bradycardia, unspecified	\$144,196.52	\$48,476.17	FIRSTHEALTH MOORE REGIONAL HOS	10/25/2022	
						K80.10 - Calculus of gallbladder with chronic cholecystitis without obstruction	\$71,122.78	\$14,343.43	FIRSTHEALTH MOORE REGIONAL HOS	10/18/2022	
						K21.01 - Gastro-esophageal reflux disease with esophagitis, with bleeding	\$27,362.02	\$14,216.05	FIRSTHEALTH MOORE REGIONAL HOS	2/8/2023	
25.	■	1000423	\$104,344.80	\$103,778.53	\$566.27	I25.110 - Atherosclerotic heart disease of native coronary artery with unstable angina pectoris	\$266,784.75	\$55,882.57	FIRSTHEALTH MOORE REGIONAL HOS	11/23/2022	
						I25.119 - Atherosclerotic heart disease of native coronary artery with unspecified angina pectoris	\$31,011.26	\$17,247.70	FIRSTHEALTH MOORE REGIONAL HOS	10/6/2022	
						I25.110 - Atherosclerotic heart disease of native coronary artery with unstable angina pectoris	\$11,678.00	\$10,276.64	BERASI CARL	10/14/2022	
						pectoris					
26.	■	1000423	\$103,782.50	\$36,156.35	\$67,626.15	RX	\$78,752.95	\$54,058.18		7/26/2024	
						J32.4 - Chronic pansinusitis	\$21,744.76	\$11,767.76	FIRSTHEALTH MOORE REGIONAL HOS	5/2/2024	
						L03.115 - Cellulitis of right lower limb	\$29,277.00	\$7,959.31	FIRSTHEALTH MOORE REGIONAL HOS	7/12/2023	
27.	■	1000423	\$93,795.78	\$92,895.33	\$900.45	N80.50 - Endometriosis of intestine, unspecified	\$149,936.07	\$31,554.65	FIRSTHEALTH MOORE REGIONAL HOS	2/11/2023	
						K56.609 - Unspecified intestinal obstruction, unspecified as to partial versus complete obstruction	\$55,895.26	\$12,576.26	FIRSTHEALTH MOORE REGIONAL HOS	12/9/2023	
						K56.50 - Intestinal adhesions [bands], unspecified as to partial versus complete obstruction	\$30,011.01	\$7,111.94	FIRSTHEALTH MOORE REGIONAL HOS	9/25/2023	
						obstruction					
28.	■	1000423	\$92,663.93	\$29,239.66	\$63,424.27	RX	\$93,538.82	\$57,670.73		8/13/2024	
						N60.82 - Other benign mammary dysplasias of left breast	\$25,537.07	\$13,284.54	UNC HOSPITALS AT CHAPEL HILL	8/7/2024	
						RX	\$8,153.01	\$5,753.54	GENERIC EXTERNAL DATA PROVIDER	9/12/2024	
29.	■	1000423	\$90,553.67	\$2,097.37	\$88,456.30	RX	\$153,819.04	\$80,694.90		7/31/2024	
						RX	\$8,350.52	\$4,017.55	GENERIC EXTERNAL DATA PROVIDER	8/29/2024	
						RX	\$6,863.03	\$3,743.85	OPTUM PHARMACY	9/11/2024	
30.	■	1000423	\$85,691.60	\$84,816.41	\$875.19	M17.12 - Unilateral primary osteoarthritis, left knee	\$57,630.79	\$34,377.77	FIRSTHEALTH MOORE REGIONAL HOS	5/13/2024	
						M17.11 - Unilateral primary osteoarthritis, right knee	\$56,098.75	\$28,841.68	FIRSTHEALTH MOORE REGIONAL HOS	1/29/2024	
						M17.12 - Unilateral primary osteoarthritis, left knee	\$4,494.00	\$3,954.72	JUDD BENJAMIN J	5/13/2024	

Details											
Member	Relation To Employee	Medical Plan Code	Plan Payment	Medical Plan Payment	Pharmacy Plan Payment	Most Expensive Primary Diagnosis	Total Charges	Plan Payment	Provider	Most Recent Date of Service	Termination Date
31.	■	1000423	\$83,068.19	\$2,835.32	\$80,232.87	RX J32.4 - Chronic pansinusitis E29.1 - Testicular hypofunction	\$398,940.05 \$1,943.00 \$2,026.00	\$80,232.87 \$622.50 \$434.53	RIEFKOHL WALDEMAR L LABCORP RALEIGH	5/9/2024 6/20/2023 4/2/2024	5/17/2024
32.	■	1000423	\$76,825.94	\$28,468.85	\$48,357.09	RX J32.8 - Other chronic sinusitis Q23.1 - Congenital insufficiency of aortic valve	\$100,556.45 \$46,318.00 \$5,141.00	\$46,772.33 \$12,529.75 \$3,265.59	SURGERY CENTER OF PINEHURST BONNECAZE TIFFANY E	8/5/2024 9/13/2022 8/19/2024	
33.	■	1000423	\$75,744.09	\$73,627.06	\$2,117.03	G47.33 - Obstructive sleep apnea (adult) (pediatric) G47.33 - Obstructive sleep apnea (adult) (pediatric) G47.33 - Obstructive sleep apnea (adult) (pediatric)	\$182,285.45 \$10,533.00 \$3,267.00	\$55,886.96 \$3,610.14 \$2,874.96	FIRSTHEALTH MOORE REGIONAL HOS RIEFKOHL WALDEMAR L BASTUG NICHOLAS D	5/8/2024 7/30/2024 12/14/2023	
34.	■	1000423	\$75,506.12	\$4,049.83	\$71,456.29	RX RX G35 - Multiple sclerosis	\$400,864.61 \$11,832.46 \$6,912.00	\$63,237.47 \$8,218.82 \$875.68	GENERIC EXTERNAL DATA PROVIDER SCAGNELLI JOHN R	7/29/2024 9/4/2024 1/5/2024	
35.	■	1000423	\$73,414.00	\$61,234.38	\$12,179.62	E66.01 - Morbid (severe) obesity due to excess calories RX E66.01 - Morbid (severe) obesity due to excess calories	\$50,212.61 \$22,741.62 \$5,922.00	\$20,948.84 \$12,179.62 \$5,211.36	FIRSTHEALTH MOORE REGIONAL HOS SELLER AARON	5/21/2024 8/15/2024 5/21/2024	
36.	■	1000423	\$72,752.49	\$72,734.24	\$18.25	C64.1 - Malignant neoplasm of right kidney, except renal pelvis N28.89 - Other specified disorders of kidney and ureter N28.89 - Other specified disorders of kidney and ureter	\$95,914.78 \$5,579.00 \$3,326.10	\$63,947.05 \$2,880.19 \$1,612.90	NORTH CAROLINA BAPTIST HOSPITA HEMAL ASHOK K PRESUTTI DANIEL J	10/31/2022 10/31/2022 10/31/2022	
37.	■	1000423	\$72,630.93	\$19,707.17	\$52,923.76	RX K43.2 - Incisional hernia without obstruction or gangrene RX	\$365,679.62 \$35,494.09 \$18,431.82	\$50,412.55 \$16,436.45 \$2,511.21	FIRSTHEALTH MOORE REGIONAL HOS GENERIC EXTERNAL DATA PROVIDER	8/6/2024 2/28/2024 9/11/2024	
38.	■	1000423	\$70,700.01	\$70,288.86	\$411.15	F10.20 - Alcohol dependence, uncomplicated F10.20 - Alcohol dependence, uncomplicated F10.20 - Alcohol dependence, uncomplicated	\$111,704.00 \$44,850.00 \$24,940.00	\$39,377.28 \$19,314.72 \$11,054.87	ASHEVILLE RECOVERY CENTER ASHEVILLE DETOX LLC FELLOWSHIP HALL INC	5/10/2024 3/18/2024 5/1/2023	
39.	■	1000423	\$69,806.18	\$56,500.13	\$13,306.05	I48.91 - Unspecified atrial fibrillation RX I48.0 - Paroxysmal atrial fibrillation	\$34,132.00 \$29,541.77 \$33,656.25	\$17,566.95 \$12,779.16 \$11,523.07	FIRSTHEALTH MOORE REGIONAL HOS FIRSTHEALTH MOORE REGIONAL HOS	8/21/2023 8/5/2024 8/20/2024	
40.	■	1000423	\$68,153.92	\$51,887.32	\$16,266.60	T83.1XA - Breakdown (mechanical) of urinary electronic stimulator device, Initial	\$59,618.45	\$36,963.44	REX HOSPITAL INC	3/14/2023	

Details											
Member	Relation To Employee	Medical Plan Code	Plan Payment	Medical Plan Payment	Pharmacy Plan Payment	Most Expensive Primary Diagnosis encounter	Total Charges	Plan Payment	Provider	Most Recent Date of Service	Termination Date
41.	■	1000423	\$67,376.14	\$66,328.38	\$1,047.76	RX	\$42,010.05	\$16,217.31		8/15/2024	
						R07.2 - Precordial pain	\$20,654.75	\$8,012.53	FIRSTHEALTH MOORE REGIONAL HOS	1/3/2023	
						M47.22 - Other spondylosis with radiculopathy, cervical region	\$105,777.44	\$37,626.93	FIRSTHEALTH MOORE REGIONAL HOS	9/9/2022	
						M50.01 - Cervical disc disorder with myelopathy, high cervical region	\$8,630.00	\$8,630.00	ECCHER MATTHEW	9/9/2022	
						M50.01 - Cervical disc disorder with myelopathy, high cervical region	\$13,599.00	\$4,817.50	LEMONS ALEXANDER	9/9/2022	
42.	■	1000423	\$67,125.44	\$67,125.44	\$0.00	C43.22 - Malignant melanoma of left ear and external auricular canal	\$82,254.46	\$44,459.41	UNC HOSPITALS AT CHAPEL HILL	2/9/2023	3/24/2023
						C43.22 - Malignant melanoma of left ear and external auricular canal	\$27,540.00	\$8,543.23	CLARK JOSEPH M	2/9/2023	
						D48.5 - Neoplasm of uncertain behavior of skin	\$3,153.00	\$2,853.00	NEOGENOMICS LABORATORIES INC	11/2/2022	
43.	■	1000423	\$66,796.72	\$5,465.01	\$61,331.71	RX	\$106,017.09	\$57,654.17		8/3/2024	
						RX	\$8,406.35	\$3,677.54	GENERIC EXTERNAL DATA PROVIDER	9/6/2024	
						R10.9 - Unspecified abdominal pain	\$3,170.25	\$1,902.15	FIRSTHEALTH MOORE REGIONAL HOS	9/28/2022	
44.	■	1000423	\$65,738.53	\$65,738.53	\$0.00	C71.1 - Malignant neoplasm of frontal lobe	\$52,451.00	\$30,320.25	FIRSTHEALTH MOORE REGIONAL HOS	8/4/2022	10/21/2022
						Z51.0 - Encounter for antineoplastic radiation therapy	\$47,679.75	\$27,387.30	FIRSTHEALTH MOORE REGIONAL HOS	9/1/2022	
						C71.9 - Malignant neoplasm of brain, unspecified	\$6,232.15	\$4,462.15	UNIV OF NORTH CAROLINA HOSP	10/17/2022	
45.	■	1000423	\$65,138.95	\$4,370.53	\$60,768.42	RX	\$77,715.91	\$57,089.72		8/14/2024	
						RX	\$4,974.19	\$3,678.70	GENERIC EXTERNAL DATA PROVIDER	9/13/2024	
						Z86.010 - Personal history of colonic polyps	\$1,675.00	\$934.00	VARANASI RAVIKANT V	4/22/2024	
46.	■	1000423	\$64,175.67	\$57,281.57	\$6,894.10	G43.909 - Migraine, unspecified, not intractable, without status migrainosus	\$16,357.19	\$12,152.51	DLP CENTRAL CAROLINA MEDICAL C	8/30/2022	
						C88.4 - Extranodal marginal zone B-cell lymphoma of mucosa-associated lymphoid tissue [MALT-lymphoma]	\$13,383.00	\$8,618.20	UNC HOSPITALS AT CHAPEL HILL	4/10/2024	
						C85.10 - Unspecified B-cell lymphoma, unspecified site	\$9,579.00	\$6,363.89	UNIV OF NORTH CAROLINA HOSP	10/12/2022	
47.	■	1000423	\$64,108.80	\$51,260.25	\$12,848.55	J34.3 - Hypertrophy of nasal turbinates	\$33,170.69	\$20,074.87	UNC HOSPITALS AT CHAPEL HILL	3/23/2023	9/30/2023
						RX	\$39,609.86	\$12,848.55		9/28/2023	
						J31.0 - Chronic rhinitis	\$8,187.00	\$4,095.73	THORP BRIAN D	3/23/2023	
48.	■	1000423	\$64,070.67	\$38,234.30	\$25,836.37	RX	\$52,374.46	\$23,516.48		8/14/2024	
						D25.2 - Subserosal leiomyoma of uterus	\$39,249.17	\$22,670.50	FIRSTHEALTH MOORE REGIONAL HOS	5/3/2024	
						R07.2 - Precordial pain	\$10,745.00	\$4,822.72	FIRSTHEALTH MOORE REGIONAL HOS	6/27/2023	
49.	■	1000423	\$63,739.47	\$63,128.47	\$611.00	K56.51 - Intestinal adhesions [bands], with partial obstruction	\$119,539.59	\$28,741.84	FIRSTHEALTH MOORE REGIONAL HOS	9/5/2023	
						K57.31 - Diverticulosis of large intestine	\$39,155.82	\$15,462.04	FIRSTHEALTH MOORE REGIONAL HOS	4/20/2022	

Details											
Member	Relation To Employee	Medical Plan Code	Plan Payment	Medical Plan Payment	Pharmacy Plan Payment	Most Expensive Primary Diagnosis	Total Charges	Plan Payment	Provider	Most Recent Date of Service	Termination Date
50.	■	1000423	\$60,837.48	\$60,317.50	\$485.74	without perforation or abscess with bleeding					
						K80.18 - Calculus of gallbladder with other cholecystitis without obstruction	\$11,781.00	\$5,348.67	SURGERY CENTER OF PINEHURST	5/26/2023	
						K80.12 - Calculus of gallbladder with acute and chronic cholecystitis without obstruction	\$53,013.04	\$48,774.20	ATRIUM HEALTH STANLY	3/27/2024	
51.	■	1000423	\$59,794.28	\$56,207.06	\$3,488.22	R10.13 - Epigastric pain	\$23,214.53	\$3,727.20	FIRSTHEALTH MOORE REGIONAL HOS	3/18/2023	
						H50.05 - Alternating esotropia	\$5,830.00	\$1,725.08	CHARLOTTE SURGERY CENTER LLC	5/18/2023	
						H35.3221 - Exudative age-related macular degeneration, left eye, with active choroidal neovascularization	\$24,177.00	\$20,057.88	HADDAD ZEINA A	9/14/2023	
						E11.69 - Type 2 diabetes mellitus with other specified complication	\$13,674.47	\$7,109.63	FIRSTHEALTH MOORE REGIONAL HOS	3/30/2023	
						H35.3211 - Exudative age-related macular degeneration, right eye, with active choroidal neovascularization	\$7,188.00	\$6,398.83	HADDAD ZEINA A	12/18/2023	
52.	■	1000423	\$59,691.92	\$59,690.41	\$1.51	M17.0 - Bilateral primary osteoarthritis of knee	\$86,227.63	\$49,616.78	FIRSTHEALTH MOORE REGIONAL HOS	4/5/2023	6/30/2023
						M17.0 - Bilateral primary osteoarthritis of knee	\$13,884.00	\$4,964.96	HANSMAN MARK	4/4/2023	
						M17.0 - Bilateral primary osteoarthritis of knee	\$11,890.00	\$1,984.35	WOHLRAB KURT P	4/4/2023	
53.	■	1000423	\$59,621.22	\$57,862.20	\$1,740.02	N18.6 - End stage renal disease	\$2,213,114.13	\$43,848.03	DAVITA INC	1/31/2024	6/17/2024
						T82.858A - Stenosis of other vascular prosthetic devices, implants and grafts, Initial encounter	\$232,370.75	\$6,139.17	FIRSTHEALTH MOORE REGIONAL HOS	5/7/2024	
						I13.2 - Hypertensive heart and chronic kidney disease with heart failure and with stage 5 chronic kidney disease, or end stage renal disease	\$72,938.52	\$3,232.00	FIRSTHEALTH MOORE REGIONAL HOS	3/26/2024	
54.	■	1000423	\$58,826.30	\$39,761.62	\$19,064.68	RX	\$23,048.38	\$15,521.98		8/8/2024	
						K80.10 - Calculus of gallbladder with chronic cholecystitis without obstruction	\$28,223.54	\$13,501.12	FIRSTHEALTH MOORE REGIONAL HOS	12/19/2022	
						I11.0 - Hypertensive heart disease with heart failure	\$21,763.11	\$6,383.05	FIRSTHEALTH MOORE REGIONAL HOS	11/21/2023	
55.	■	1000423	\$58,660.82	\$51,245.78	\$7,415.04	N81.2 - Incomplete uterovaginal prolapse	\$116,302.48	\$32,714.69	FIRSTHEALTH MOORE REGIONAL HOS	11/22/2022	
						RX	\$60,846.34	\$7,406.46		8/14/2024	
						N81.10 - Cystocele, unspecified	\$13,066.00	\$5,749.04	LEONARD KENDALL B	11/22/2022	
56.	■	1000423	\$57,986.47	\$46,778.85	\$11,121.62	M17.12 - Unilateral primary osteoarthritis, left knee	\$42,993.42	\$23,270.49	FIRSTHEALTH MOORE REGIONAL HOS	2/16/2023	
						RX	\$45,017.95	\$10,442.15		7/25/2024	
						M17.12 - Unilateral primary osteoarthritis,	\$9,132.00	\$4,018.08	BERRY JOHN	2/16/2023	

Details											
Member	Relation To Employee	Medical Plan Code	Plan Payment	Medical Plan Payment	Pharmacy Plan Payment	Most Expensive Primary Diagnosis	Total Charges	Plan Payment	Provider	Most Recent Date of Service	Termination Date
57.		1000423	\$57,539.48	\$57,498.22	\$41.26	M07.0 - Bilateral primary osteoarthritis of left knee	\$173,063.72	\$39,910.00	FIRSTHEALTH MOORE REGIONAL HOS	9/20/2022	
						M07.0 - Bilateral primary osteoarthritis of knee	\$11,890.00	\$4,473.00	CONTI NEIL	9/20/2022	
						M07.0 - Bilateral primary osteoarthritis of knee	\$8,698.00	\$3,514.62	OLDROYD MATTHEW	9/20/2022	
58.		1000423	\$57,309.38	\$3,912.59	\$53,396.79	RX	\$99,197.97	\$51,520.25		8/12/2024	
						RX	\$4,073.85	\$1,876.54	WHISPERING PINES PRESCRIPTION	9/12/2024	
						E89.0 - Postprocedural hypothyroidism	\$1,380.00	\$402.00	IZOTOVA OLGA	12/18/2023	
59.		5K4	\$56,403.97	\$56,403.97	\$0.00	E66.01 - Morbid (severe) obesity due to excess calories	\$82,935.17	\$56,403.97	NORTH CAROLINA BAPTIST HOSPITA	5/26/2022	5/31/2022
60.		1000423	\$55,770.65	\$55,764.64	\$6.01	I49.3 - Ventricular premature depolarization	\$93,899.50	\$51,355.03	FIRSTHEALTH MOORE REGIONAL HOS	11/29/2023	
						I49.3 - Ventricular premature depolarization	\$5,995.00	\$1,914.76	LANDERS MARK D	7/15/2024	
						R06.83 - Snoring	\$1,400.00	\$859.17	CHINTALAPUDI GIRIDHAR	10/13/2023	
61.		1000423	\$53,867.76	\$51,202.95	\$2,664.81	M80.08XA - Age-related osteoporosis with current pathological fracture, vertebra(e), Initial encounter for fracture	\$33,122.00	\$15,226.03	WILLIAMS DANIEL M	5/6/2024	
						R09.02 - Hypoxemia	\$50,851.63	\$7,515.26	FIRSTHEALTH MOORE REGIONAL HOS	7/21/2024	
						K56.51 - Intestinal adhesions [bands], with partial obstruction	\$44,315.02	\$5,196.52	FIRSTHEALTH MOORE REGIONAL HOS	12/28/2022	
62.		1000423	\$52,962.04	\$1,708.68	\$51,253.36	RX	\$350,456.07	\$48,777.47		7/22/2024	
						RX	\$18,255.36	\$2,475.89	GENERIC EXTERNAL DATA PROVIDER	8/22/2024	
						L20.84 - Intrinsic (allergic) eczema	\$1,960.00	\$449.16	TURNQUIST JACOB L	8/22/2024	
63.		1000423	\$52,303.12	\$44,895.37	\$7,407.75	M19.011 - Primary osteoarthritis, right shoulder	\$131,615.40	\$25,813.83	FIRSTHEALTH MOORE REGIONAL HOS	5/3/2024	
						RX	\$10,881.27	\$6,071.01		8/11/2024	
						M19.011 - Primary osteoarthritis, right shoulder	\$5,653.00	\$4,974.64	JUDD BENJAMIN J	5/3/2024	
64.		1000423	\$51,308.33	\$1,623.43	\$49,684.90	RX	\$65,032.32	\$45,135.01		8/12/2024	
						RX	\$6,040.88	\$4,474.35	OPTUM PHARMACY	8/25/2024	
						R62.52 - Short stature (child)	\$2,797.90	\$574.79	UNC HOSPITALS AT CHAPEL HILL	12/8/2023	
65.		1000423	\$50,183.73	\$49,746.98	\$436.75	M16.12 - Unilateral primary osteoarthritis, left hip	\$61,462.24	\$35,701.22	FIRSTHEALTH MOORE REGIONAL HOS	12/1/2022	
						M16.12 - Unilateral primary osteoarthritis, left hip	\$7,802.00	\$3,432.88	OLDROYD MATTHEW L	12/1/2022	
						M16.12 - Unilateral primary osteoarthritis, left hip	\$18,511.00	\$2,660.35	CASEY DAVID J	12/1/2022	
						M16.12 - Unilateral primary osteoarthritis, left hip					
66.		1000423	\$49,998.13	\$49,998.13	\$0.00	S06.9X9A - Unspecified Intracranial Injury with loss of consciousness of unspecified duration, Initial encounter	\$41,637.12	\$34,142.43	MEDCENTER AIR	7/19/2022	2/10/2023

Details											
Member	Relation To Employee	Medical Plan Code	Plan Payment	Medical Plan Payment	Pharmacy Plan Payment	Most Expensive Primary Diagnosis	Total Charges	Plan Payment	Provider	Most Recent Date of Service	Termination Date
						\$42.292A - Other displaced fracture of upper end of left humerus, initial encounter for closed fracture	\$60,428.40	\$14,858.68	CAROLINA MEDICAL CENTER	7/19/2022	
						\$42.292A - Other displaced fracture of upper end of left humerus, initial encounter for closed fracture	\$2,836.00	\$965.10	FOX SEAN M	7/19/2022	
67.	■	1000423	\$48,424.00	\$2,369.94	\$46,054.06	RX	\$86,264.60	\$40,857.16		8/6/2024	
						RX	\$7,963.80	\$5,196.90	GENERIC EXTERNAL DATA PROVIDER	9/13/2024	
						K50.80 - Crohn's disease of both small and large intestine without complications	\$1,175.00	\$338.10	SCHOOLER VINCENT	1/16/2024	
68.	■	1000423	\$48,246.12	\$48,074.12	\$172.00	C50.811 - Malignant neoplasm of overlapping sites of right female breast	\$1,941,501.75	\$49,819.18	FIRSTHEALTH MOORE REGIONAL HOS	8/15/2024	
						Z79.899 - Other long term (current) drug therapy	\$12,225.50	\$222.29	FIRSTHEALTH MOORE REGIONAL HOS	8/23/2024	
						RX	\$2,696.06	\$161.90		8/2/2024	
69.	■	1000423	\$47,752.65	\$8,348.61	\$39,359.04	RX	\$87,294.06	\$37,818.95		8/13/2024	
						R50.9 - Fever, unspecified	\$10,393.25	\$1,772.48	FIRSTHEALTH MOORE REGIONAL HOS	2/22/2024	
						RX	\$2,707.60	\$1,540.09	WHISPERING PINES PRESCRIPTION	9/3/2024	
70.	■	1000423	\$46,342.88	\$34,612.90	\$11,729.98	R07.9 - Chest pain, unspecified	\$30,927.58	\$15,109.27	FIRSTHEALTH MOORE REGIONAL HOS	5/14/2024	
						RX	\$22,129.17	\$11,729.98		7/23/2024	
						I44.7 - Left bundle-branch block, unspecified	\$20,908.75	\$7,148.77	FIRSTHEALTH MOORE REGIONAL HOS	6/6/2023	
71.	■	1000423	\$46,013.96	\$44,901.80	\$1,112.16	F33.2 - Major depressive disorder, recurrent severe without psychotic features	\$121,260.96	\$35,980.70	GANZMAN SUGAREE G	3/6/2024	
						R06.09 - Other forms of dyspnea	\$8,464.75	\$4,716.45	FIRSTHEALTH MOORE REGIONAL HOS	4/30/2024	
						H90.0 - Conductive hearing loss, bilateral	\$5,396.36	\$1,450.00	EVANS HEATHER A	11/22/2022	
72.	■	1000423	\$42,730.60	\$41,348.08	\$1,382.52	O36.8330 - Maternal care for abnormalities of the fetal heart rate or rhythm, third trimester, not applicable or unspecified	\$25,566.23	\$11,730.36	FIRSTHEALTH MOORE REGIONAL HOS	4/29/2023	
						K80.10 - Calculus of gallbladder with chronic cholecystitis without obstruction	\$27,086.76	\$11,252.06	FIRSTHEALTH MOORE REGIONAL HOS	8/9/2023	
						O72.8 - Labor and delivery complicated by other evidence of fetal stress	\$11,094.00	\$4,881.36	JUDD BENJAMIN J	4/29/2023	
73.	■	1000423	\$42,642.20	\$42,617.42	\$24.78	T20.39XA - Burn of third degree of multiple sites of head, face, and neck, initial encounter	\$39,612.75	\$33,991.77	UNC HOSPITALS AT CHAPEL HILL	9/18/2023	9/19/2023
						R07.89 - Other chest pain	\$8,292.26	\$1,467.94	FIRSTHEALTH MOORE REGIONAL HOS	6/12/2023	
						T21.31XA - Burn of third degree of chest wall, initial encounter	\$1,569.00	\$1,414.69	MCCLELLAN JOHN M	9/18/2023	
74.	■	1000423	\$42,435.22	\$42,284.56	\$150.66	F84.0 - Autistic disorder	\$119,481.86	\$41,125.93	WINNIE ERIKA	7/7/2023	
						F84.0 - Autistic disorder	\$2,502.50	\$438.00	STRAIN LEIGH A	12/28/2022	
						R50.9 - Fever, unspecified	\$277.25	\$166.35	FIRSTHEALTH MOORE REGIONAL HOS	5/7/2023	

Details											
Member	Relation To Employee	Medical Plan Code	Plan Payment	Medical Plan Payment	Pharmacy Plan Payment	Most Expensive Primary Diagnosis	Total Charges	Plan Payment	Provider	Most Recent Date of Service	Termination Date
75.	■	1000423	\$40,829.60	\$23,217.96	\$17,611.64	RX	\$69,962.95	\$17,611.64		2/9/2024	1/31/2024
						D27.0 - Benign neoplasm of right ovary	\$22,155.71	\$8,614.63	FIRSTHEALTH MOORE REGIONAL HOS	10/27/2023	
						M25.50 - Pain in unspecified joint	\$4,860.00	\$3,310.06	UNC HOSPITALS AT CHAPEL HILL	2/23/2023	
76.	■	1000423	\$40,438.61	\$27,573.21	\$12,865.40	D27.1 - Benign neoplasm of left ovary	\$26,960.61	\$13,068.56	FIRSTHEALTH MOORE REGIONAL HOS	10/23/2023	
						RX	\$37,464.35	\$12,667.61		7/29/2024	
						N83.202 - Unspecified ovarian cyst, left side	\$10,011.00	\$2,936.56	WINKLEY JAMES V	10/23/2023	
77.	■	1000423	\$39,520.51	\$39,520.51	\$0.00	E66.01 - Morbid (severe) obesity due to excess calories	\$157,614.56	\$27,274.06	MOSES H CONE HOSPITAL	10/3/2023	
						S09.90XA - Unspecified injury of head, Initial encounter	\$9,664.75	\$3,259.55	FIRSTHEALTH MOORE REGIONAL HOS	1/18/2024	
						E66.01 - Morbid (severe) obesity due to excess calories	\$3,400.00	\$1,795.50	FOSTER MICHAEL	9/18/2023	
78.	■	1000423	\$39,277.16	\$9,737.96	\$29,539.20	RX	\$138,186.31	\$28,927.59		8/13/2024	
						F11.20 - Opioid dependence, uncomplicated	\$9,266.00	\$1,999.00	MANNING DAVID A	8/20/2024	
						G47.34 - Idiopathic sleep related nonobstructive alveolar hypoventilation	\$2,960.00	\$1,228.00	ARORA SONAL	10/3/2023	
79.	■	1000423	\$39,271.73	\$39,019.19	\$252.54	S52.031A - Displaced fracture of olecranon process with Intraarticular extension of right ulna, Initial encounter for closed fracture	\$131,949.00	\$23,831.30	FIRSTHEALTH MOORE REGIONAL HOS	1/7/2023	
						S32.591A - Other specified fracture of right pubis, Initial encounter for closed fracture	\$16,828.25	\$4,409.50	FIRSTHEALTH MOORE REGIONAL HOS	1/13/2023	
						S32.9XXA - Fracture of unspecified parts of lumbosacral spine and pelvis, initial encounter for closed fracture	\$6,381.00	\$3,381.45	FIRSTHEALTH MOORE REGIONAL HOS	3/30/2023	
80.	■	1000423	\$38,796.66	\$38,679.73	\$116.93	M16.12 - Unilateral primary osteoarthritis, left hip	\$49,462.64	\$22,107.91	FIRSTHEALTH MOORE REGIONAL HOS	9/11/2023	
						R07.9 - Chest pain, unspecified	\$14,882.75	\$5,517.94	FIRSTHEALTH MOORE REGIONAL HOS	9/25/2022	
						M16.12 - Unilateral primary osteoarthritis, left hip	\$9,833.00	\$2,970.59	WOHLRAB KURT P	9/11/2023	
81.	■	1000423	\$38,550.29	\$7,680.80	\$30,869.49	RX	\$54,268.51	\$29,422.20		8/15/2024	
						E11.42 - Type 2 diabetes mellitus with diabetic polyneuropathy	\$32,484.68	\$3,072.30	MINIMED DISTRIBUTION CORP	7/26/2024	
						RX	\$5,206.96	\$1,447.29	GENERIC EXTERNAL DATA PROVIDER	9/13/2024	
82.	■	1000423	\$38,274.07	\$12,043.59	\$26,230.48	RX	\$82,953.88	\$26,220.03		8/8/2024	
						R10.11 - Right upper quadrant pain	\$4,731.00	\$2,583.45	FIRSTHEALTH MOORE REGIONAL HOS	5/2/2023	
						C43.4 - Malignant melanoma of scalp and neck	\$1,851.85	\$1,045.55	INGRAFFEA ADAM A	12/1/2023	
83.	■	1000423	\$37,404.62	\$23,301.69	\$14,102.93	RX	\$26,587.19	\$14,101.52		8/15/2024	
						I25.10 - Atherosclerotic heart disease of native coronary artery without angina pectoris	\$29,190.42	\$12,908.45	FIRSTHEALTH MOORE REGIONAL HOS	5/30/2024	

Details											
Member	Relation To Employee	Medical Plan Code	Plan Payment	Medical Plan Payment	Pharmacy Plan Payment	Most Expensive Primary Diagnosis	Total Charges	Plan Payment	Provider	Most Recent Date of Service	Termination Date
84.	■	1000423	\$37,133.70	\$9,418.10	\$27,715.60	M54.16 - Radiculopathy, lumbar region	\$6,071.04	\$1,584.40	FRASER LYNN M	4/9/2024	
						RX	\$47,332.15	\$27,715.60		8/15/2024	
						Not Specified	\$3,213.41	\$2,340.35		12/30/2022	
						G47.33 - Obstructive sleep apnea (adult) (pediatric)	\$4,470.00	\$2,193.10	FERZLI CHARLES	11/14/2023	
85.	■	1000423	\$37,122.51	\$27,827.32	\$9,276.19	N99.3 - Prolapse of vaginal vault after hysterectomy	\$43,619.00	\$17,620.93	FIRSTHEALTH MOORE REGIONAL HOS	8/10/2023	
						RX	\$16,031.58	\$9,265.46		7/25/2024	
						N81.9 - Female genital prolapse, unspecified	\$8,978.00	\$3,950.32	REVILLE JACLAND F	8/10/2023	
86.	■	1000423	\$36,729.92	\$29,401.67	\$7,328.25	O24.12 - Pre-existing type 2 diabetes mellitus, in childbirth	\$27,278.69	\$9,664.34	FIRSTHEALTH MOORE REGIONAL HOS	4/2/2024	
						RX	\$12,111.88	\$7,328.25		8/13/2024	
						O40.3XX1 - Polyhydramnios, third trimester, fetus 1	\$3,995.00	\$3,515.60	BERASI CARL	4/2/2024	
87.	■	1000423	\$36,640.32	\$26,259.72	\$10,380.60	K51.90 - Ulcerative colitis, unspecified, without complications	\$21,872.00	\$9,004.00	LUCAS WAYNE B	8/30/2024	
						K51.90 - Ulcerative colitis, unspecified, without complications	\$14,360.00	\$8,948.00	FRIZZELL ERIC R	8/30/2024	
						RX	\$18,222.92	\$8,007.65		7/24/2024	
88.	■	1000423	\$36,324.94	\$28,654.55	\$7,670.39	N13.6 - Pyonephrosis	\$31,770.72	\$14,533.15	FIRSTHEALTH MOORE REGIONAL HOS	1/23/2023	
						RX	\$37,177.84	\$7,438.62		8/11/2024	
						N20.0 - Calculus of kidney	\$11,763.75	\$1,943.32	FIRSTHEALTH MOORE REGIONAL HOS	12/18/2022	
89.	■	1000423	\$36,227.09	\$35,534.99	\$692.10	I25.118 - Atherosclerotic heart disease of native coronary artery with other forms of angina pectoris	\$39,516.75	\$16,860.44	FIRSTHEALTH MOORE REGIONAL HOS	9/19/2023	
						R07.89 - Other chest pain	\$28,581.41	\$11,371.03	FIRSTHEALTH MOORE REGIONAL HOS	7/31/2024	
						Z87.891 - Personal history of nicotine dependence	\$2,505.79	\$784.75	FIRSTHEALTH MOORE REGIONAL HOS	8/20/2024	
90.	■	1000423	\$35,490.74	(\$1,629.94)	\$37,040.68	RX	\$60,893.69	\$36,550.50		8/13/2024	
						E11.65 - Type 2 diabetes mellitus with hyperglycemia	\$1,065.62	\$819.73		10/18/2022	
						RX	\$2,641.36	\$490.18	GENERIC EXTERNAL DATA PROVIDER	9/12/2024	
91.	■	1000423	\$34,135.82	\$32,359.80	\$1,776.02	S52.572A - Other intraarticular fracture of lower end of left radius, initial encounter for closed fracture	\$37,687.96	\$17,682.78	FIRSTHEALTH MOORE REGIONAL HOS	2/19/2024	
						Q56.02 - Carpal tunnel syndrome, left upper limb	\$10,507.41	\$6,304.45	FIRSTHEALTH MOORE REGIONAL HOS	6/17/2024	
						S52.502A - Unspecified fracture of the lower end of left radius, initial encounter for closed fracture	\$3,280.00	\$2,886.40	BERASI CARL	2/19/2024	
92.	■	1000423	\$33,581.42	\$14,627.51	\$18,953.91	RX	\$31,215.10	\$18,921.57		8/15/2024	

Details											
Member	Relation To Employee	Medical Plan Code	Plan Payment	Medical Plan Payment	Pharmacy Plan Payment	Most Expensive Primary Diagnosis	Total Charges	Plan Payment	Provider	Most Recent Date of Service	Termination Date
93.	■	1000423	\$33,537.25	\$33,122.68	\$414.57	R10.31 - Right lower quadrant pain	\$12,169.75	\$2,670.36	FIRSTHEALTH MOORE REGIONAL HOS	1/20/2023	
						M65.321 - Trigger finger, right index finger	\$3,805.00	\$1,577.00	BRENNER MARK E	3/26/2024	
						K80.10 - Calculus of gallbladder with chronic cholecystitis without obstruction	\$25,510.39	\$14,970.96	FIRSTHEALTH MOORE REGIONAL HOS	6/27/2023	
						O24.425 - Gestational diabetes mellitus in childbirth, controlled by oral hypoglycemic drugs	\$56,805.00	\$5,190.41	FIRSTHEALTH MOORE REGIONAL HOS	10/10/2022	
						O24.425 - Gestational diabetes mellitus in childbirth, controlled by oral hypoglycemic drugs	\$5,846.00	\$3,395.22	CASTANO LOURDES	10/10/2022	
94.	■	1000423	\$32,904.09	\$32,893.84	\$10.25	M17.12 - Unilateral primary osteoarthritis, left knee	\$47,224.66	\$25,787.91	FIRSTHEALTH MOORE REGIONAL HOS	1/25/2023	5/19/2023
						M17.12 - Unilateral primary osteoarthritis, left knee	\$9,038.00	\$3,976.72	THWAITES BRIAN K	1/25/2023	
						M17.12 - Unilateral primary osteoarthritis, left knee	\$6,282.00	\$1,812.73	OAKLEY WARD S	1/25/2023	
95.	■	1000423	\$32,778.65	\$19,840.28	\$12,938.37	RX	\$21,128.25	\$12,938.37		8/5/2024	
						R00.2 - Palpitations	\$16,573.25	\$4,421.30	FIRSTHEALTH MOORE REGIONAL HOS	3/17/2024	
						R73.9 - Hyperglycemia, unspecified	\$9,692.30	\$3,105.09	CHATHAM HOSPITAL INC	3/29/2024	
96.	■	1000423	\$32,689.00	\$32,680.83	\$8.17	M17.12 - Unilateral primary osteoarthritis, left knee	\$47,197.51	\$23,349.11	FIRSTHEALTH MOORE REGIONAL HOS	10/18/2023	11/3/2023
						M17.12 - Unilateral primary osteoarthritis, left knee	\$9,834.00	\$4,326.96	JUDD BENJAMIN J	10/18/2023	
						M17.12 - Unilateral primary osteoarthritis, left knee	\$6,045.00	\$2,889.86	OAKLEY WARD S	10/18/2023	
97.	■	1000423	\$32,145.64	\$32,065.52	\$80.12	N93.9 - Abnormal uterine and vaginal bleeding, unspecified	\$43,711.28	\$21,370.17	FIRSTHEALTH MOORE REGIONAL HOS	12/5/2023	
						N93.9 - Abnormal uterine and vaginal bleeding, unspecified	\$4,960.00	\$4,364.80	JUDD BENJAMIN J	12/4/2023	
						N93.9 - Abnormal uterine and vaginal bleeding, unspecified	\$4,830.00	\$1,723.75	NANCE RYAN B	12/4/2023	
98.	■	1000423	\$31,963.05	\$8,074.95	\$23,888.10	RX	\$32,685.40	\$23,888.10		8/12/2024	
						Not Specified	\$2,809.57	\$2,035.44		10/31/2022	
						H90.3 - Sensorineural hearing loss, bilateral	\$8,676.54	\$1,947.05	RODESILER JANIE	4/5/2023	
99.	■	1000423	\$31,910.66	\$31,892.00	\$18.66	I21.3 - ST elevation (STEMI) myocardial Infarction of unspecified site	\$78,873.75	\$22,670.35	FIRSTHEALTH MOORE REGIONAL HOS	12/29/2023	2/9/2024
						H34.8320 - Tributary (branch) retinal vein occlusion, left eye, with macular edema	\$8,115.00	\$2,984.83	WANNAMAKER JR KENDALL	1/9/2024	
						R09.89 - Other specified symptoms and signs involving the circulatory and respiratory systems	\$1,548.50	\$929.10	FIRSTHEALTH MOORE REGIONAL HOS	4/19/2023	
						RX	\$4,722.89	\$26,836.90		7/29/2024	
100.	■	1000423	\$31,837.89	\$2,878.20	\$28,959.69	RX	\$4,095.32	\$2,122.79	NORTH CAROLINA CVS PHARMACY LLC	8/30/2024	

Details											
Member	Relation To Employee	Medical Plan Code	Plan Payment	Medical Plan Payment	Pharmacy Plan Payment	Most Expensive Primary Diagnosis	Total Charges	Plan Payment	Provider	Most Recent Date of Service	Termination Date
101.	■	1000423	\$31,745.10	\$31,711.17	\$33.93	Z79.899 - Other long term (current) drug therapy	\$1,915.00	\$595.00	CHRISCOE LAUREN B	10/4/2023	
						O13.4 - Gestational [pregnancy-induced] hypertension without significant proteinuria, complicating childbirth	\$17,199.75	\$7,998.16	FIRSTHEALTH MOORE REGIONAL HOS	3/2/2024	7/12/2024
						O99.350 - Diseases of the nervous system complicating pregnancy, unspecified trimester	\$6,724.25	\$3,997.96	FIRSTHEALTH MOORE REGIONAL HOS	1/16/2024	
						O69.81X1 - Labor and delivery complicated by cord around neck, without compression, fetus 1	\$3,995.00	\$3,515.60	OLDROYD MATTHEW L	3/3/2024	
102.	■	1000423	\$31,692.77	\$6,610.48	\$25,082.29	RX	\$75,612.41	\$24,354.01		8/15/2024	
						E87.6 - Hypokalemia	\$4,227.76	\$1,334.31	BETSY JOHNSON MEM HOSPITAL	6/9/2023	
						RX	\$2,193.58	\$728.28	GENERIC EXTERNAL DATA PROVIDER	9/13/2024	
103.	■	1000423	\$30,672.16	\$21,076.76	\$9,595.40	RX	\$14,293.73	\$9,595.40		8/23/2023	8/25/2023
						O34.219 - Maternal care for unspecified type scar from previous cesarean delivery	\$15,140.00	\$6,262.89	GOODNIGHT WILLIAM H	7/17/2023	
						O24.424 - Gestational diabetes mellitus in childbirth, insulin controlled	\$14,349.85	\$3,588.20	UNC HOSPITALS AT CHAPEL HILL	7/17/2023	
104.	■	1000423	\$30,396.70	\$30,358.09	\$38.61	N92.0 - Excessive and frequent menstruation with regular cycle	\$168,445.40	\$18,285.97	DLP CENTRAL CAROLINA MEDICAL C	1/4/2024	
						F41.9 - Anxiety disorder, unspecified	\$8,901.11	\$4,539.92	DLP CENTRAL CAROLINA MEDICAL C	6/12/2024	
						N80.03 - Adenomyosis of the uterus	\$1,853.26	\$1,422.37	HEIMBECKER PAUL M	1/4/2024	
105.	■	1000423	\$30,185.07	\$3,251.49	\$26,904.58	RX	\$55,264.02	\$25,884.95		8/12/2024	
						RX	\$1,433.69	\$1,019.63	GENERIC EXTERNAL DATA PROVIDER	9/9/2024	
						E11.69 - Type 2 diabetes mellitus with other specified complication	\$2,929.00	\$779.40	BONNECAZE ALEX K	8/2/2024	
106.	■	1000423	\$29,683.11	\$5,831.20	\$23,806.91	RX	\$72,866.98	\$23,806.91		9/8/2023	8/31/2023
						Z12.11 - Encounter for screening for malignant neoplasm of colon	\$5,917.02	\$3,537.01	FIRSTHEALTH MOORE REGIONAL HOS	3/6/2023	
						Z86.010 - Personal history of colonic polyps	\$1,252.00	\$896.00	SANDERS BAILEY	3/6/2023	
107.	■	1000423	\$29,449.58	\$28,899.51	\$550.07	I47.1 - Supraventricular tachycardia	\$34,555.75	\$16,713.56	FIRSTHEALTH MOORE REGIONAL HOS	8/31/2023	6/30/2024
						I47.1 - Supraventricular tachycardia	\$3,859.00	\$5,494.31	MARADEY JOAN A	8/31/2023	
						R10.9 - Unspecified abdominal pain	\$1,800.00	\$1,327.90	STANZIONE MICHO	9/18/2023	
108.	■	1000423	\$29,444.05	\$29,199.30	\$244.75	M51.16 - Intervertebral disc disorders with radiculopathy, lumbar region	\$25,737.38	\$11,536.48	FIRSTHEALTH MOORE REGIONAL HOS	8/30/2023	
						M51.16 - Intervertebral disc disorders with radiculopathy, lumbar region	\$3,126.00	\$2,750.88	BERRY JOHN	8/30/2023	
						M54.12 - Radiculopathy, cervical region	\$4,426.00	\$2,168.74	WAKEMED CARY HOSPITAL	1/17/2023	
109.	■	1000423	\$29,253.72	\$3,764.86	\$25,488.86	RX	\$31,201.02	\$23,088.58		8/8/2024	
						RX	\$3,490.66	\$2,400.28	GENERIC EXTERNAL DATA PROVIDER	9/8/2024	
						Not Specified	\$1,070.47	\$825.09		10/30/2022	

Details											
Member	Relation To Employee	Medical Plan Code	Plan Payment	Medical Plan Payment	Pharmacy Plan Payment	Most Expensive Primary Diagnosis	Total Charges	Plan Payment	Provider	Most Recent Date of Service	Termination Date
110.		1000423	\$28,643.55	\$27,459.95	\$1,183.60	C56.9 - Malignant neoplasm of unspecified ovary	\$11,844.65	\$6,648.89	UNC HOSPITALS AT CHAPEL HILL	4/18/2024	
						I85.00 - Esophageal varices without bleeding	\$8,394.20	\$2,862.12	FIRSTHEALTH MOORE REGIONAL HOS	6/9/2023	
						I85.10 - Secondary esophageal varices without bleeding	\$4,134.97	\$1,736.67	FIRSTHEALTH MOORE REGIONAL HOS	2/28/2024	
111.		1000423	\$28,563.03	\$28,489.56	\$73.47	N93.9 - Abnormal uterine and vaginal bleeding, unspecified	\$52,072.40	\$23,885.57	DLP CENTRAL CAROLINA MEDICAL C	9/12/2022	2/23/2024
						D50.9 - Iron deficiency anemia, unspecified	\$7,038.00	\$2,502.25	FIRSTHEALTH MOORE REGIONAL HOS	10/20/2022	
						N93.8 - Other specified abnormal uterine and vaginal bleeding	\$3,089.00	\$952.73	BERLINER STEVEN	9/12/2022	
112.		1000423	\$28,371.96	\$27,886.14	\$485.82	S83.512A - Sprain of anterior cruciate ligament of left knee, initial encounter	\$32,792.03	\$14,526.38	FIRSTHEALTH MOORE REGIONAL HOS	8/14/2023	
						F33.0 - Major depressive disorder, recurrent, mild	\$6,625.00	\$3,290.00	HEYING JOSHUA D	9/3/2024	
						S83.512A - Sprain of anterior cruciate ligament of left knee, initial encounter	\$6,356.00	\$2,796.64	THWAITES BRIAN K	8/14/2023	
113.		1000423	\$28,036.16	\$27,949.77	\$0.39	K43.6 - Other and unspecified ventral hernia with obstruction, without gangrene	\$17,720.00	\$12,282.10	PEREZ ARIELLE J	2/7/2024	
						M65.841 - Other synovitis and tenosynovitis, right hand	\$14,600.79	\$7,317.91	UNC HOSPITALS AT CHAPEL HILL	1/30/2023	
						K43.0 - Incisional hernia with obstruction, without gangrene	\$36,808.38	\$2,877.77	UNC HOSPITALS AT CHAPEL HILL	2/8/2024	
114.		1000423	\$28,020.83	\$23,605.11	\$4,415.72	N92.1 - Excessive and frequent menstruation with irregular cycle	\$14,483.00	\$4,461.24	SURGERY CENTER OF PINEHURST	5/5/2023	12/15/2023
						RX	\$7,557.85	\$4,415.72		12/14/2023	
						K50.911 - Crohn's disease, unspecified, with rectal bleeding	\$9,070.00	\$4,183.68	UNC HOSPITALS AT CHAPEL HILL	4/15/2023	
115.		1000423	\$27,878.59	\$19,313.65	\$8,564.94	A41.9 - Sepsis, unspecified organism	\$85,072.12	\$13,118.88	FIRSTHEALTH MOORE REGIONAL HOS	12/11/2022	
						RX	\$13,542.47	\$7,569.56		8/14/2024	
						S01.00XD - Unspecified open wound of scalp, subsequent encounter	\$7,035.50	\$2,989.74	FIRSTHEALTH MOORE REGIONAL HOS	2/9/2023	
116.		1000423	\$27,718.28	\$27,632.50	\$85.78	M23.92 - Unspecified internal derangement of left knee	\$16,739.66	\$9,357.25	UNC HOSPITALS AT CHAPEL HILL	10/12/2023	
						M25.462 - Effusion, left knee	\$3,431.00	\$2,456.60	UNC HOSPITALS AT CHAPEL HILL	6/30/2024	
						M65.9 - Synovitis and tenosynovitis, unspecified	\$1,886.00	\$1,740.04	CREIGHTON ROBERT A	10/12/2023	
117.		1000423	\$27,472.03	\$11,388.89	\$16,083.14	RX	\$26,881.39	\$13,540.79		8/2/2024	
						RX	\$4,754.00	\$2,542.01	OPTUM PHARMACY	8/21/2024	
						K52.9 - Noninfective gastroenteritis and colitis, unspecified	\$10,820.50	\$1,541.27	FIRSTHEALTH MOORE REGIONAL HOS	1/26/2023	
118.		1000423	\$27,064.10	\$9,547.51	\$17,516.59	RX	\$42,531.80	\$17,516.59		8/9/2024	
						R31.9 - Hematuria, unspecified	\$9,110.26	\$1,503.06	FIRSTHEALTH MOORE REGIONAL HOS	2/15/2023	

Details											
Member	Relation To Employee	Medical Plan Code	Plan Payment	Medical Plan Payment	Pharmacy Plan Payment	Most Expensive Primary Diagnosis	Total Charges	Plan Payment	Provider	Most Recent Date of Service	Termination Date
119.	■	1000423	\$26,954.55	\$1,195.90	\$25,758.65	S16.1XXA - Strain of muscle, fascia and tendon at neck level, initial encounter	\$44,337.06	\$1,376.17	FIRSTHEALTH MOORE REGIONAL HOS	12/8/2022	
						RX	\$34,351.65	\$25,699.81		7/22/2024	
						R50.9 - Fever, unspecified	\$359.25	\$202.56	FIRSTHEALTH MOORE REGIONAL HOS	2/6/2024	
						Z01.419 - Encounter for gynecological examination (general) (routine) without abnormal findings	\$551.00	\$201.38	NANCE RYAN B	8/16/2023	
120.	■	1000423	\$26,717.67	\$26,717.67	\$0.00	I61.0 - Nontraumatic intracerebral hemorrhage in hemisphere, subcortical	\$63,151.50	\$23,906.15	FIRSTHEALTH MOORE REGIONAL HOS	6/23/2024	6/24/2024
						R40.4 - Transient alteration of awareness	\$1,566.27	\$939.76	FIRSTHEALTH REGIONAL EMS SYSTE	6/23/2024	
						I62.9 - Nontraumatic intracranial hemorrhage, unspecified	\$5,284.00	\$669.24	LISTROM CHAD D	6/23/2024	
121.	■	1000423	\$26,321.43	\$26,263.01	\$58.42	S83.511A - Sprain of anterior cruciate ligament of right knee, initial encounter	\$36,935.99	\$24,425.35	JOHNSTON HEALTH SMITHFIELD	5/20/2022	
						Z00.00 - Encounter for general adult medical examination without abnormal findings	\$1,246.00	\$254.43	BALLARD MARCIA H	12/20/2022	
						S63.591A - Other specified sprain of right wrist, initial encounter	\$489.47	\$250.28	HAGE WILLIAM D	5/24/2023	
122.	■	1000423	\$26,311.96	\$26,305.33	\$6.63	O13.4 - Gestational [pregnancy-induced] hypertension without significant proteinuria, complicating childbirth	\$144,159.04	\$14,025.40	FIRSTHEALTH MOORE REGIONAL HOS	8/26/2024	
						O71.4 - Obstetric high vaginal laceration alone	\$5,846.00	\$3,395.22	LOWERY LEE R	8/28/2024	
						O26.893 - Other specified pregnancy related conditions, third trimester	\$6,525.75	\$2,224.80	FIRSTHEALTH MOORE REGIONAL HOS	8/25/2024	
123.	■	1000423	\$26,058.20	\$2,719.75	\$23,338.45	RX	\$54,345.80	\$23,315.84		7/30/2024	
						Z12.11 - Encounter for screening for malignant neoplasm of colon	\$1,675.00	\$934.00	WILSON FARRA M	11/8/2023	
						Z12.11 - Encounter for screening for malignant neoplasm of colon	\$1,000.00	\$535.20	PINEHURST MED CLINIC ENDO CENTER	11/8/2023	
124.	■	1000423	\$26,024.35	\$25,826.36	\$197.99	K81.1 - Chronic cholecystitis	\$25,591.64	\$15,086.66	FIRSTHEALTH MOORE REGIONAL HOS	3/18/2024	
						K85.00 - Idiopathic acute pancreatitis without necrosis or infection	\$29,225.75	\$6,887.43	AMERICAN HEALTHCARE SYSTEMS	2/1/2024	
						R10.13 - Epigastric pain	\$1,950.00	\$536.00	SWANTKOWSKI THOMAS M	2/26/2024	
125.	■	1000423	\$25,884.71	\$25,683.35	\$201.36	N20.1 - Calculus of ureter	\$11,430.00	\$6,446.52	SURGERY CENTER OF PINEHURST	9/26/2023	
						N20.2 - Calculus of kidney with calculus of ureter	\$11,282.59	\$4,834.24	FIRSTHEALTH MOORE REGIONAL HOS	8/27/2023	
						N03.2 - Hydronephrosis with renal and ureteral calculus obstruction	\$14,300.01	\$2,107.07	FIRSTHEALTH MONTGOMERY HOSPIT	8/27/2023	
126.	■	1000423	\$25,651.31	\$25,060.89	\$590.42	G35 - Multiple sclerosis	\$17,173.75	\$3,544.08	FIRSTHEALTH MOORE REGIONAL HOS	11/21/2023	8/9/2024
						R20.2 - Paresthesia of skin	\$16,455.75	\$3,189.90	FIRSTHEALTH MOORE REGIONAL HOS	1/11/2024	
						R53.1 - Weakness	\$13,051.02	\$2,049.40	FIRSTHEALTH MOORE REGIONAL HOS	5/4/2023	

Details

Member	Relation To Employee	Medical Plan Code	Plan Payment	Medical Plan Payment	Pharmacy Plan Payment	Most Expensive Primary Diagnosis	Total Charges	Plan Payment	Provider	Most Recent Date of Service	Termination Date
127.	■	1000423	\$25,606.59	\$5,226.21	\$20,380.38	RX	\$47,484.09	\$18,999.64		8/8/2024	
						F31.81 - Bipolar II disorder	\$3,635.00	\$1,410.84	MOZINGO REGINA N	8/1/2024	
						RX	\$3,903.36	\$1,380.74	GENERIC EXTERNAL DATA PROVIDER	9/6/2024	
128.	■	1000423	\$25,577.72	\$24,546.56	\$1,031.16	A41.9 - Sepsis, unspecified organism	\$42,240.28	\$24,080.69	FIRSTHEALTH MOORE REGIONAL HOS	11/22/2023	11/24/2023
						RX	\$3,102.12	\$1,031.16		11/22/2023	
						I67.82 - Cerebral Ischemia	\$1,200.00	\$237.50	KUWAHARA JEFFREY	11/23/2023	
129.	■	1000423	\$25,252.71	\$378.02	\$24,874.69	RX	\$48,635.04	\$24,823.90		8/10/2024	
						M79.601 - Pain in right arm	\$3,063.00	\$111.68	FIRSTHEALTH MOORE REGIONAL HOS	12/8/2022	
						L82.1 - Other seborrheic keratosis	\$295.00	\$109.47	NICK CAROLINA A	2/22/2023	

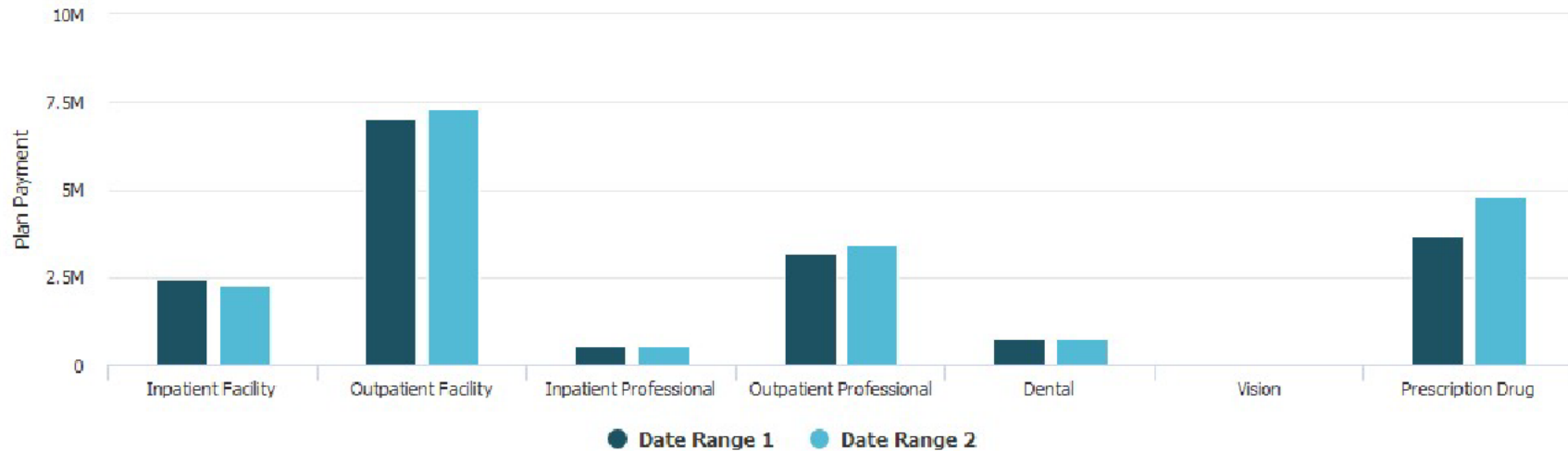
COUNTY OF MOORE

Group ID: SFFC03; 1000036

Range 1: Check Date

10/1/2021 through 9/30/2023 (730 days) (Paid Data)

Range 2: Check Date: 10/1/2022 through 9/30/2024 (731 days) (Paid Data)



Utilization Indicators

	Date Range 1: 10/1/2021 - 9/30/2023	Date Range 2: 10/1/2022 - 9/30/2024	% Difference
Enrollment			
Average Member Age	35.68	35.77	0.26 %
Average Employee Age	46.02	46.08	0.13 %
Total Contracts	739	760	2.84 %
Total Members	1,232	1,258	2.11 %
Members per Contract	1.67	1.65	-0.67 %
Plan Payment			
Inpatient Facility	\$2,446,006.63	\$2,254,726.85	-7.82 %
Outpatient Facility	\$6,989,368.83	\$7,275,686.32	4.10 %
Inpatient Professional	\$574,966.24	\$530,807.99	-7.68 %
Outpatient Professional	\$3,200,069.00	\$3,410,393.67	6.57 %

Utilization Indicators

	Date Range 1: 10/1/2021 - 9/30/2023	Date Range 2: 10/1/2022 - 9/30/2024	% Difference
Dental	\$719,424.59	\$732,533.52	1.82 %
Vision	\$1,966.78	\$3,239.79	64.73 %
Prescription Drug	\$3,690,171.77	\$4,785,430.98	29.68 %
Total Plan Payment	\$17,621,973.84	\$18,992,819.12	7.78 %
Unit Cost			
Plan Payment/Contract	\$23,834.95	\$24,986.44	4.83 %
Plan Payment/Member	\$14,307.42	\$15,100.13	5.54 %
Inpatient Facility			
Admissions/1000 Members (Annualized)	45.00	47.70	6.01 %
Average Length of Stay (Days)	4.63	4.43	-4.32 %
Days/1000 Members (Annualized)	208.37	211.08	1.30 %
Services/1000 Members	993.63	942.13	-5.18 %
Plan Payment/Service	\$997.96	\$951.36	-4.67 %
Plan Payment/Member	\$1,985.93	\$1,792.61	-9.73 %
Plan Payment/Contract	\$3,308.39	\$2,966.26	-10.34 %
Total Length of Stay (Days)	514	531	3.31 %
Total Admissions	111	120	8.11 %
Outpatient Facility			
Services/1000 Members	14,042.76	15,061.32	7.25 %
Plan Payment/Service	\$404.10	\$384.06	-4.96 %
Plan Payment/Member	\$5,674.72	\$5,784.49	1.93 %
Plan Payment/Contract	\$9,453.61	\$9,571.70	1.25 %
Inpatient Professional			
Services/1000 Members	2,899.32	2,365.26	-18.42 %
Plan Payment/Service	\$161.01	\$178.42	10.81 %
Plan Payment/Member	\$466.82	\$422.02	-9.60 %
Plan Payment/Contract	\$777.68	\$698.32	-10.21 %
Outpatient Professional			
Services/1000 Members	45,080.38	47,703.45	5.82 %
Plan Payment/Service	\$57.63	\$56.84	-1.38 %
Plan Payment/Member	\$2,598.16	\$2,711.41	4.36 %

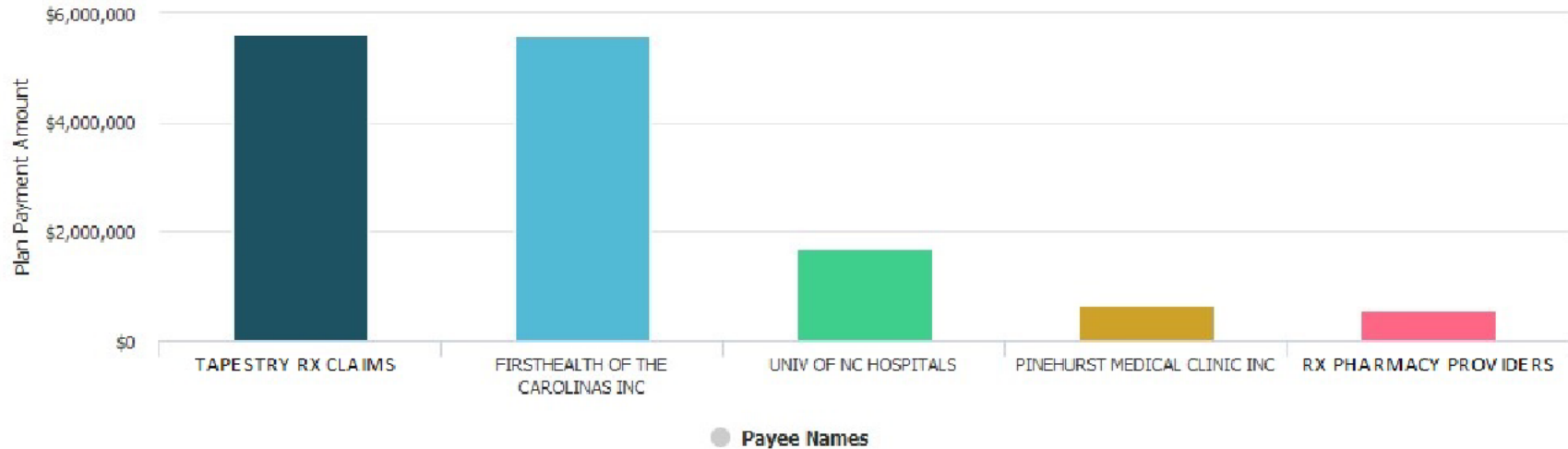
Utilization Indicators

	Date Range 1: 10/1/2021 - 9/30/2023	Date Range 2: 10/1/2022 - 9/30/2024	% Difference
Plan Payment/Contract	\$4,328.32	\$4,486.62	3.66 %
Prescription Drug			
Plan Payment/Member	\$2,996.08	\$3,804.63	26.99 %
Plan Payment/Contract	\$4,991.22	\$6,295.58	26.13 %

COUNTY OF MOORE

Group ID: SFFC03; 1000036

Date Range: Check Date: 10/1/2022 through 9/30/2024 (731 days) (Paid Data)



Top 10 Payee Names By Plan Payment Amount

Rank	Payee Name	Number of Claims	Number of Services	Number of Patients	Total Charges	Discount Amount	Employee Responsibility	Other Amount	Plan Payment
1	TAPESTRY RX CLAIMS	47,791	39,771	1,736	\$19,110,071.71	\$5,927,221.54	\$714,582.87	\$81,708.81	\$5,619,783.18
2	FIRSTHEALTH OF THE CAROLINAS INC	3,495	14,234	787	\$20,987,966.48	\$12,007,914.72	\$898,316.93	\$490,253.62	\$5,576,156.70
3	UNIV OF NC HOSPITALS	411	2,523	61	\$4,002,520.69	\$1,389,326.77	\$67,752.16	\$33,003.55	\$1,687,801.95
4	PINEHURST MEDICAL CLINIC INC	4,913	8,034	429	\$1,706,923.00	\$920,766.14	\$110,213.98	\$23,644.31	\$650,566.38
5	RX PHARMACY PROVIDERS	6,515	4,327	802	\$1,890,505.40	\$1,255,655.50	\$22,617.68	\$0.00	\$550,020.76
6	PINEHURST SURGICAL CLINIC	3,083	5,543	450	\$1,880,959.25	\$1,330,846.61	\$130,301.11	\$25,174.68	\$408,863.59
7	PROVIDENCE ANESTHESIOLOGY ASSOCIATES PA	409	400	149	\$738,189.00	\$339,213.93	\$58,128.66	\$21,415.02	\$319,131.39
8	UNC FACULTY PHYSICIANS	1,341	1,742	77	\$682,225.13	\$354,991.80	\$30,046.50	\$297.98	\$297,394.36
9	DAVITA INC	165	3,314	2	\$5,241,142.62	\$4,966,334.24	\$19,792.88	\$17,656.85	\$261,821.10
10	GRAND STRAND REG MED CTR	8	81	2	\$333,435.25	\$107,212.49	\$4,601.94	\$0.00	\$221,320.82
Total in Top 10		N/A	79,969	N/A	\$56,573,938.53	\$28,599,483.74	\$2,056,354.71	\$693,154.82	\$15,592,860.23
All Other		N/A	50,495	N/A	\$12,883,068.12	\$8,226,461.90	\$1,054,115.64	\$150,639.09	\$3,399,958.89
Grand Total		94,462	130,464	2,543	\$69,457,006.65	\$36,825,945.64	\$3,110,470.35	\$843,793.91	\$18,992,819.12

COUNTY OF MOORE

Group ID: SFFC03; 1000036

Date Range: Check Date: 10/1/2022 through 9/30/2024 (731 days) (Paid Data)

Preventable Conditions

Diagnosis Category	Number of Services	Number of Patients	Number of Admits	Average Length of Stay	Total Charges	Plan Payment	Average Paid per Patient
Cancer							
Nose, Mouth, & Throat Cancer	1,152	3	3	3.67	\$1,417,639.04	\$787,252.46	\$262,417.49
Digestive System Cancer	479	104	0	0.00	\$366,462.80	\$137,930.52	\$1,326.26
Lung Cancer	3	1	0	0.00	\$468.00	\$84.57	\$84.57
Skin Cancer	948	129	0	0.00	\$356,020.34	\$125,841.83	\$975.52
Mesothelioma	0	0	0	0.00	\$0.00	\$0.00	\$0.00
Bladder & Urinary Cancer	55	9	1	1.00	\$103,014.78	\$65,141.51	\$7237.95
Total	2,637	246	4	3.00	\$2,243,604.96	\$1,116,250.89	\$4,537.61
Cardiovascular							
Stroke	477	27	2	1.00	\$438,281.94	\$79,659.24	\$2,950.34
Heart Disease	91	8	2	2.00	\$150,708.63	\$30,228.62	\$3,778.58
Heart Attack	29	1	0	0.00	\$23,062.00	\$8,652.93	\$8,652.93
Congestive Heart Failure	553	21	7	2.29	\$1,106,378.61	\$341,986.50	\$16,285.07
Vascular Diseases	39	16	0	0.00	\$11,015.00	\$1,725.02	\$107.81
Total	1,189	73	11	2.00	\$1,729,446.18	\$462,252.31	\$6,332.22
Diabetes							
Diabetes	4,714	140	7	2.43	\$3,482,048.79	\$962,174.04	\$6,872.67
Diabetes In Pregnancy	240	4	3	2.67	\$259,879.67	\$42,772.20	\$10,693.05
Total	4,954	144	10	2.50	\$3,741,928.46	\$1,004,946.24	\$6,978.79
Musculoskeletal & Neurological Conditions Due to Injury							
Upper Extremity	279	49	0	0.00	\$115,424.53	\$37,492.06	\$765.14
Neck & Back	1,213	115	3	2.33	\$1,085,692.50	\$411,738.94	\$3,580.34
Other Muscular Joint Injuries	140	14	0	0.00	\$8,886.38	\$2,843.68	\$203.12
Total	1,632	178	3	2.33	\$1,210,003.41	\$452,074.68	\$2,539.75
Respiratory							
COPD	330	40	1	6.00	\$223,524.16	\$69,595.69	\$1,739.89
Asthma	848	74	1	2.00	\$516,241.12	\$144,922.61	\$1,958.41

Preventable Conditions

Diagnosis Category	Number of Services	Number of Patients	Number of Admits	Average Length of Stay	Total Charges	Plan Payment	Average Paid per Patient
Total	1,178	114	2	4.00	\$739,765.28	\$214,518.30	\$1,881.74
Weight Related Conditions							
Obesity	3,574	327	14	6.43	\$1,755,515.52	\$543,501.26	\$1,662.08
GERD & Reflux	1,510	159	2	4.50	\$1,074,699.32	\$371,085.35	\$2,333.87
Osteoarthritis	2	2	0	0.00	\$1,168.00	\$391.31	\$195.66
Total	5,086	488	16	6.19	\$2,831,382.84	\$914,977.92	\$1,874.95
Grand Total	16,676	710	46	3.76	\$12,496,131.13	\$4,165,020.34	\$5,866.23

COUNTY OF MOORE

Group ID: SFFC03; 1000036

Data Range: Check Date: 10/1/2022 through 9/30/2024 (731 days) (Paid Data)

Enrollments, Payments & Savings

Health Plan Contracts	760
Health Plan Members	1,258
Members Per Contract	1.65
Average Member Age	35.77
Average Employee Age	46.08
Inpatient Facility	\$2,254,726.85
Outpatient Facility	\$7275,686.32
Inpatient Professional	\$530,807.99
Outpatient Professional	\$3,410,393.67
Dental	\$732,533.52
Vision	\$3,239.79
Prescription Drug	\$4,785,430.98
Total Plan Payment	\$18,992,819.12
Total Charges	\$69,457,006.65
Total Plan Payment	\$18,992,819.12
Employee Responsibility	\$3,110,470.35
Other Insurance	\$843,793.91
Not Covered	\$754,536.95
Overall N/W Savings Amount	\$36,825,945.64
Overall N/W Savings Percent	53.02 %

Utilization Statistics

Claim Type	Statistics	Group	Norm	Difference	%	Norm Category
All Medical Claims	Services/1000 Members	33,507.14				
	Plan Payment/Member	\$14,515.16				
	Plan Payment/Contract	\$24,018.48	\$27,681.64	-13.23 %		National, Overall*
	Plan Payment/Contract	\$24,018.48	\$27,627.65	-13.06 %		200 or More EE's*
Claim Type	Statistics	Group	Benchmark	Difference	%	
Inpatient Facility	Services/1000 Members	942.13				
	Plan Payment/Member	\$1,792.61	\$1,789.98	1.28 %		
	Plan Payment/Contract	\$2,966.26	\$3,646.14	-18.65 %		
	Admissions/1000 Members (Annualized)	47.64				
	Average Length of Stay (Days)	4.43	5.05	-12.38 %		
	Days/1000 Members (Annualized)	210.80				
	Total Length of Stay (Days)	531				
	Total Admissions	120				
Outpatient Facility	Services/1000 Members	7,530.66				
	Plan Payment/Member	\$5,784.49				
	Plan Payment/Contract	\$9,571.70				
Inpatient Professional	Services/1000 Members	1,182.63				
	Plan Payment/Member	\$422.02	\$262.18	60.96 %		
	Plan Payment/Contract	\$698.32	\$540.08	29.30 %		
Outpatient Professional	Services/1000 Members	23,851.72				
	Plan Payment/Member	\$2,711.41	\$1,909.28	42.01 %		
	Plan Payment/Contract	\$4,486.62	\$3,933.10	14.07 %		
Prescription Drug	Plan Payment/Member	\$3,804.63	\$1,328.70	186.34 %		
	Plan Payment/Contract	\$6,295.58	\$2,737.12	130.01 %		

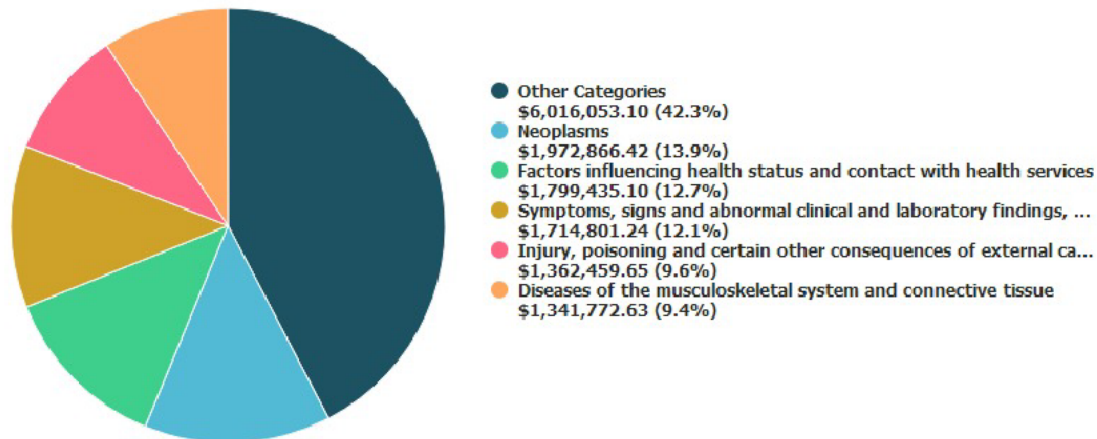
Derived from: 2023 Employer Health Benefits Survey. (The Henry J. Kaiser Family Foundation, 2023)
www.kff.org

Per-Network Savings			
PPO	Total Charges	Discount Amount	% Savings
COALITION	\$228.80	\$148.30	64.82 %
FIRSTCAROLINACARE	\$50,723,019.25	\$27,702,798.75	54.62 %
MEDCOST	\$15,590,593.70	\$7,535,035.35	48.33 %
MULTIPLAN	\$263.88	\$52.78	20.00 %
MULTIPLAN DIRECT PRICER	\$120.00	\$0.00	0.00 %
MULTIPLAN INDIRECT PRICER	\$269,315.84	\$145,835.16	54.15 %
MULTIPLAN DOA COLLEGE PRICER	\$420.59	\$206.17	49.02 %
Other	\$2,873,044.59	\$1,441,869.13	50.19 %
Total	\$69,457,006.65	\$36,825,945.64	53.02 %

In-Network Statistics		
Number of Services	81,048	96.15 %
Plan Payment	\$13,307,291.20	98.78 %
Claim Type	% Services	Plan Payment
Inpatient Facility	2.89 %	16.74 %
Outpatient Facility	23.16 %	54.20 %
Inpatient Professional	3.30 %	3.87 %
Outpatient Professional	70.65 %	25.20 %

Top Five Providers by Claim Payment		
Provider	% of Plan Payment	Plan Payment
FIRSTHEALTH MOORE REGIONAL HOS	32.45 %	\$6,163,273.92
	24.20 %	\$4,596,484.11
UNC HOSPITALS AT CHAPEL HILL	8.91 %	\$1,692,770.22
DAVITA INC	1.60 %	\$302,961.04
GRAND STRAND REGIONAL MED CTR	1.17 %	\$222,546.25
All Other Providers	31.67 %	\$6,014,783.58

Top 5 Diagnosis Categories



COUNTY OF MOORE

Group ID: SFFC03; 1000036

Date Range: Check Date: 10/1/2022 through 9/30/2024 (731 days) (Paid Data)

Utilization Indicators

Benchmark Type	Value For Group	Plan Payment	National Benchmark Value	Percent Variance from Benchmark
Medical Encounters				
% persons having at least one office visit, home visit or ER visit	104.31 %	\$666,075.69	172.24 %	-39 %
% persons having at least one hospitalization	6.28 %	\$5,736,239.89	13.62 %	-54 %
ER Services				
% persons under 18 who had at least one ER visit	23.56 %	\$53,517.22	26.44 %	-11 %
% persons under 6 who had at least one ER visit	36.83 %	\$41,850.69	31.04 %	19 %
% persons between 6 and 17 who had at least one ER visit	19.37 %	\$11,666.53	24.23 %	-20 %
% persons between 18 and 64 who had at least one ER visit	27.79 %	\$426,558.52	29.04 %	-4 %
% persons 65 and older who had at least one ER visit	18.43 %	\$7,141.70	46.66 %	-61 %
Dental Services				
% persons under 18 who had at least one dental visit	98.12 %	\$177,319.57	169.43 %	-42 %
% persons between 18 and 64 who had at least one dental visit	75.62 %	\$515,961.15	128.98 %	-41 %
Mammography Services				
% women age 40 and over who received a mammogram	76.61 %	\$136,834.47	65.39 %	17 %
% women age 40 to 49 who received a mammogram	86.53 %	\$43,868.68	58.38 %	48 %
% women age 50 to 64 who received a mammogram	85.06 %	\$86,925.63	71.40 %	19 %
% women age 65 and over who received a mammogram	28.68 %	\$6,040.16	63.39 %	-55 %
Infectious Diseases				
% persons presenting Hepatitis cases	0.16 %	\$142.40	3.24 %	-95 %
% persons presenting Tuberculosis cases	0.00 %	\$0.00	5.75 %	N/A
% persons presenting STD cases (Syphilis, Chlamydia, Gonorrhea)	0.32 %	\$613.53	1.34 %	-76 %
Cancers				
% persons presenting Cancer cases (All Types)	5.25 %	\$1,808,759.79	0.84 %	527 %
% persons presenting Lung Cancer cases	0.08 %	\$84.57	0.10 %	-17 %
% persons presenting Colon and Rectum Cancer cases	0.08 %	\$977.14	0.07 %	7 %
% persons presenting Prostate Cancer cases	1.00 %	\$21,884.92	0.20 %	404 %
% persons presenting Breast Cancer cases	1.19 %	\$1,207,202.99	0.25 %	369 %

Utilization Indicators

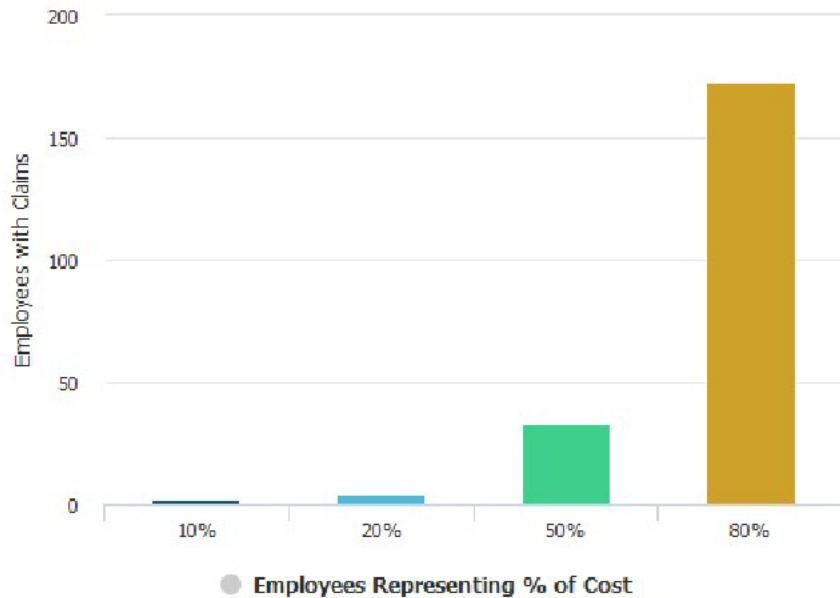
Benchmark Type	Value For Group	Plan Payment	National Benchmark Value	Percent Variance from Benchmark
% persons presenting Leukemia cases	0.08 %	\$29,892.07	0.03 %	205 %
Diabetes				
% persons having services associated with physician-diagnosed, non-pregnancy diabetes	9.78 %	\$86,991.47	18.02 %	-46 %

COUNTY OF MOORE

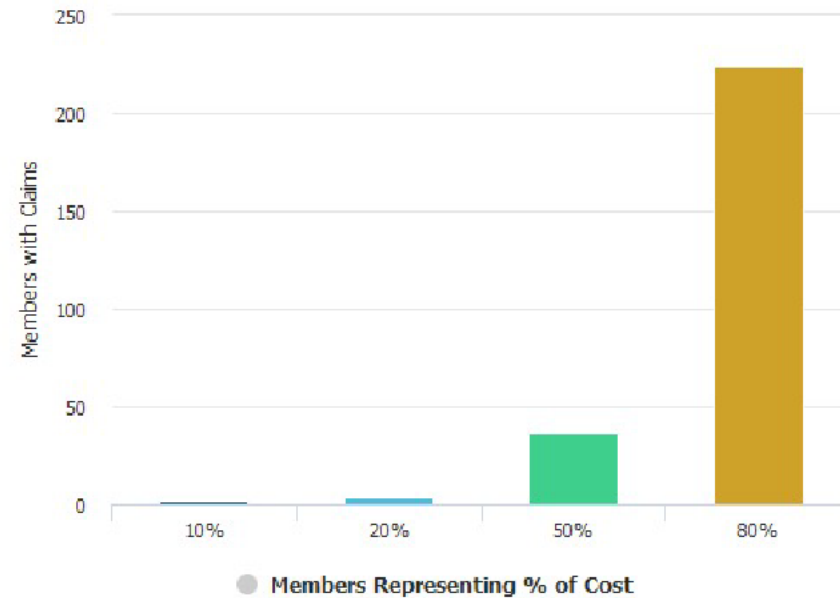
Group ID: SFFC03; 1000036

Date Range: Check Date: 10/1/2022 through 9/30/2024 (731 days) (Paid Data)

Employee Cost Distribution



Member Cost Distribution



Employee Cost Distribution

Employees Representing	# of Employees	% of Employees with Claims	Plan Payment
10% of Cost	2	0.21%	\$2,244,355.60
20% of Cost	4	0.41%	\$3,893,881.80
50% of Cost	33	3.38%	\$9,543,207.94
80% of Cost	173	17.74%	\$15,194,780.06
Total	975		\$18,992,819.12

Member Cost Distribution

Members Representing	# of Members	% of Members with Claims	Plan Payment
10% of Cost	2	0.08%	\$2,245,854.23
20% of Cost	4	0.16%	\$3,858,475.58
50% of Cost	37	1.45%	\$9,520,043.23
80% of Cost	224	8.81%	\$15,195,146.88
Total	2,543		\$18,992,819.12

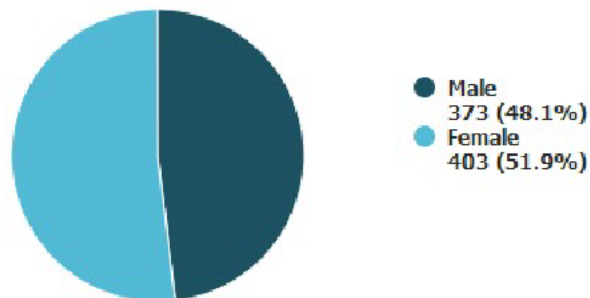
COUNTY OF MOORE

Group ID: SFFC03; 1000036

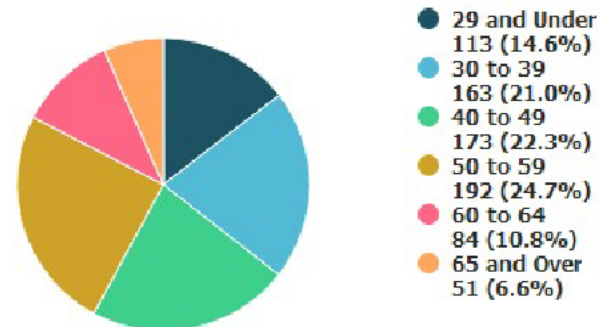
Eligibility Date: 9/1/2024

Breakdown Type: Location Identifier

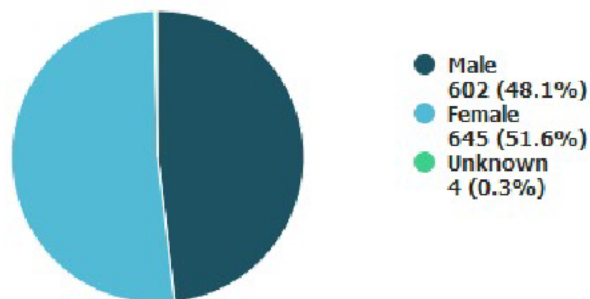
Employee Gender



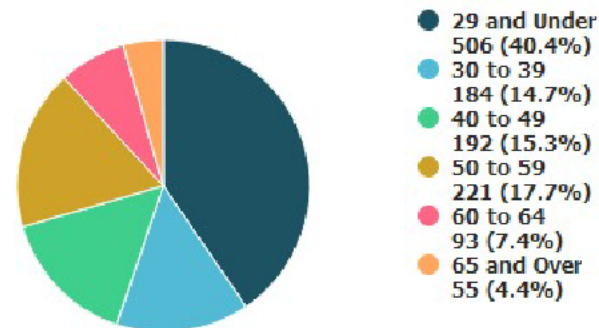
Employee Age



Member Gender



Member Age



Coverage Tier



Eligibility Overview						
Location	Employee Only	Employee Plus Spouse	Employee Plus Child	Employee Plus Children	Family	Total
1000481	85	0	0	0	0	85
1000482	8	1	0	0	0	9
1000483	4	0	1	0	0	5
1000484	5	1	0	1	0	7
1000485	11	3	5	4	3	26
1000486	2	0	2	1	0	5
1000487	6	1	0	2	3	12
1000488	55	1	9	14	10	89
1000489	58	5	11	7	6	87
1000490	8	0	2	0	1	11
1000491	21	2	8	9	6	46
1000492	36	4	4	6	3	53
1000493	13	0	1	1	1	16
1000494	2	0	0	1	1	4
1000495	1	0	0	1	0	2
1000496	4	0	0	0	0	4
1000497	15	1	2	0	0	18
1000498	7	0	1	1	0	9
1000499	4	1	0	0	1	6
1000500	59	2	14	15	6	96
1000501	22	2	8	4	6	42
1000502	5	0	1	0	2	8
1000503	17	1	0	2	1	21
1000504	26	3	4	3	5	41
1000505	22	3	3	1	2	31
1000506	6	1	0	1	0	8
1000507	10	1	2	3	0	16
1000508	11	1	0	0	0	12
1000510	3	0	3	0	1	7
Totals:	526	34	81	77	58	776

Headcount by Benefit		
Benefit	Employees	Members
Dental	8	89
Medical	776	1,251

