

Fiscal Year 2017 Budget

MAY 03, 2016

PRESENTED BY

J. Wayne Vest, County Manager

Fiscal Year 2017 Budget

FY16/17 Budget Team Members

Name	Position/Title
Nick Picerno	Chairman, Moore County Board of Commissioners
Randy Saunders	Vice Chairman, Moore County Board of Commissioners
Laura Williams	Clerk to the Board
Caroline Xiong	Chief Finance Officer
Denise Brook	Human Resources Director
Tami Golden	Internal Auditor
Wayne Vest	County Manager

Fiscal Year 2017 Budget

Guiding Principles:

- Maintaining the current County General tax rate, implementing an Advanced Life Support Rate (ALS) that eliminates fund balance appropriations, and implementing a Rural Fire Protection Service Rate that allows for a phasing in of the Fire Commission's recommended funding formula:
- Identifying expense reductions and ensuring effective fund and position allocations :
- Ensure the appropriate level of services for the citizens of Moore County:
- Preserving the employee compensation package to include the potential of Cost of Living Adjustment and to ensure the sustainability of the County Self-Insurance program:

Fiscal Year 2017 Budget

Guiding Principles:

Maintaining Current General Fund Tax Rate, implementing an Advanced Life Support Tax Rate that eliminates fund balance appropriations, and implementing a Rural Fire Protection Service District Tax Rate that allows for a phasing in of the Fire Commission's recommended funding formula:

The recommended budget

- Maintains the County General Tax Rate at **.465** per \$100 of valuation
- Recommends an Advanced Life Support Rate at **.03** per \$100 of valuation
- Recommends a single rural fire protection service rate of **.085** per \$100 of valuation.

Fiscal Year 2017 Budget

MOORE COUNTY RATE CHART							
COUNTY GENERAL AND ADVANCED LIFE SUPPORT							
	10/11	11/12	12/13	13/14	14/15	15/16	16/17
COUNTY GENERAL	0.465	0.465	0.465	0.465	0.465	0.465	0.465
ADVANCED LIFE SUPPORT (ALS)	0.02	0.02	0.02	0.02	0.02	0.020	0.030
Revaluation Year County General Revenue Neutral Rate						0.4884	
FIRE, AMBULANCE, RESCUE DISTRICTS							
	10/11	11/12	12/13	13/14	14/15	15/16	16/17
S FIRE, AMBULANCE, RESCUE DISTRICT						0.080	0.085
A SOUTHERN PINES	0.089	0.089	0.089	0.089	0.089		
B CRESTLINE	0.083	0.085	0.083	0.083	0.083		
C PINEBLUFF	0.084	0.089	0.086	0.086	0.086		
D PINEHURST	0.084	0.084	0.084	0.084	0.084		
E SEVEN LAKES	0.038	0.04	0.04	0.04	0.04		
F WEST END	0.06	0.059	0.059	0.059	0.069		
G EASTWOOD	0.069	0.07	0.07	0.07	0.07		
H CIRCLE V							
J ROBBINS	0.063	0.061	0.063	0.063	0.063		
K CARTHAGE	0.062	0.067	0.064	0.064	0.064		
L CAMERON							
M HIGHFALLS	0.049	0.066	0.066	0.066	0.066		
N EAGLE SPRINGS	0.071	0.078	0.075	0.075	0.075		
P ABERDEEN	0.09	0.093	0.092	0.092	0.092		
Q CRAINS CREEK	0.108	0.111	0.111	0.111	0.111		
T WHISPERING PINES	0.055	0.058	0.058	0.058	0.058		
V CYPRESS POINTE	0.08	0.079	0.081	0.081	0.081		
W WESTMOORE	0.057	0.071	0.07	0.07	0.07		

A penny on the County General & ALS tax rate is anticipated to generate \$1,179,587 in revenue

A penny on the Fire Service District tax rate is anticipated to generate \$416,458 in revenue

Fiscal Year 2017 Budget

Guiding Principles:

Identifying expense reductions and ensuring effective fund and position allocations:

The Budget Team along with Department Directors and others, identified a number of expense reductions and incorporated them into the recommended budget. By identifying fund and department level expense reductions, the Budget Team was able to provide for necessary increases in other departments with minimal impact on the overall budget expense total:

- The overall budget proposes a .93% increase (\$1,220,633)
- The General Fund (100) proposes an increase of .27% (\$243,488)
- Self Insurance/Risk Management Fund (810) shows a decrease of 2.86% (\$244,675)

Fiscal Year 2017 Budget

Guiding Principles: A Continuation of

Identifying expense reductions and ensuring effective fund and position allocations:

The chart below provides the total Full Time Equivalent (FTE) allocation for FY 2017 as well as a comparison to FTE allocations for prior years to FY 2008. The proposed budget includes a net decrease of 4 full-time positions with the General Fund accounting for 3 of the positions. The chart on page 6 of tab 1 provides details of each department's allocation.

Number of Employees (All Funds)				
FY	Full time	Part time	Total # of Employees	Total FTE's
FY07-08	615.0	58.0	673.0	644.0
FY08-09	623.0	30.0	653.0	638.0
FY09-10	629.0	24.0	653.0	641.0
FY10-11	620.0	18.0	638.0	629.0
FY11-12	610.0	17.0	627.0	618.5
FY12-13	611.0	17.0	628.0	619.5
FY13-14	617.0	19.0	636.0	626.5
FY14-15	626.0	16.0	642.0	634.0
FY15-16	632.0	11.0	643.0	637.5
FY16-17	628.0	11.0	639.0	633.5

Fiscal Year 2017 Budget

Guiding Principles:

Identifying expense reductions and ensuring effective position allocations:

Department	FY 2010-11		FY 2011-12		FY 2012-13		FY 2013-14		FY 2014-15		FY 2015-16		FY 2016-17	
	Full Time	Part Time	Full Time	Part Time	Full Time	Part Time	Full Time	Part Time	Full Time	Part Time	Full Time	Part Time	Full Time	Part Time
Administration	4		4		4		4		4		4		4	
Aging	20	1	20	1	20	1	20	1	20	1	20	1	20	1
Animal Operations					9	3	10	4	10	4	11	3	11	3
Child Support	10		10		10		10		10		10		11	
Child Support - Day Reporting Center	1		1		1		1		1		1			0.15
Child Support - Youth Services	1		1		1		1		1		1			0.85
Cooperative Extension	8		8		7		7		7		6		6	
County Attorney	6		6		6		7		7		7		6	
District Attorney's Office	2		2		0		0		0		0		0	
Elections	3		4		4		4		4		4		3	
Financial Services	7		7		7		7		7		7		7	
GIS	4		4		4		3		3		3		3	
Governing Body	1		1		1		1		1		1		1	
Health	63	5	60	4	51	1	53	1	51	1	50	1	46	1
Human Resources	3		3		3		3		3		3		3	
Information Technology	11	1	10	1	10	1	8	1	8	1	10		12	
Library	9		9		9		9		9		9		9	
Parks & Recreation	5	1	5	1	5	1	5	1	5		5		5	
Planning	18		15		14		13	1	13	1	13		12	
Public Safety - E911 Communications	15		15		15		15		15		15		15	
Emergency Management/Fire	3		3		3		2.25		2.25		2.25		2.25	
Public Works - Solid Waste	10		10		10		9		9		9		9	
Register of Deeds	11		10		10		10		10		10		10	
Sheriff	76	1	76	1	76	1	76	1	76	1	77		78	
Sheriff - Detention Center	38		38		42		42		56		57		57	
Social Services	106		106		101		102		102		99		98	
Soil & Water Conservation	4		4		4		4		3		3		3	
Tax	29		27		27		25		24		24		24	
Veterans	3		3		3		3		3		3		3	
Property Management	25	0	25	0	25	0	25	0	25	0	25	0	27	0
TOTAL GENERAL FUND	496	9	487	8	482	8	479.25	10	489.25	9	489.25	5	486.25	5
Emergency Medical Services	51		51		58		66.75		66.75		72.75		71.75	
Transportation	12	9	11	9	11	9	11	9	10	7	10	6	10	6
Self Insurance Fund	1		1		1		1		1		1		1	
Public Works - Utilities	41		41		40		40		40		40		40	
Public Works - WPCP	19	0	19	0	19	0	19	0	19	0	19	0	19	0
TOTAL OTHER FUNDS	124	9	123	9	129	9	137.75	9	136.75	7	142.75	6	141.75	6
Totals	620	18	610	17	611	17	617.00	19	626.00	16	632.00	11	628.00	11
Total Number of FTEs	629.0		618.5		619.5		626.5		634.0		637.5		633.5	

Fiscal Year 2017 Budget

Guiding Principles:

Ensuring the appropriate level of services for Moore County citizens:

- The Budget Team along with department directors and other agency leaders worked diligently together throughout the budget process evaluating programs, positions, line items, etc. to allocate appropriate funding levels which have now been incorporated into the recommended budget. Major areas include:

General Government
Public Safety
Health and Social Services
Education
Water and Sewer
Environmental
Community Development
Cultural/Recreation
Capital
Debt service

Fiscal Year 2017 Budget

Guiding Principles:

Preserving the employee compensation package to include the potential of a Cost of Living Adjustment and to include the sustainability of the County self-insurance program:

The proposed budget includes the following:

- Fully funding employee advancement through the step program
- Fully funding longevity and service pay programs as detailed in the personnel policy
- Fully funding of employee retirement contributions
- A 1% C.O.L.A to be effective with pay period starting 1/07/2017 for all employees
- A 1% one-time bonus for employees at step 5 of classification as of 7/9/2016, to be reflected in 3/23/2017 direct deposits
- No changes to the current self-insured health insurance program; no changes to (plan design) premiums, employee deductibles, co-pays, out-of-pocket, pharmacy

Fiscal Year 2017 Budget

Guiding Principles: A Continuation of

Preserving the employee compensation package to include the potential of a Cost of Living Adjustment and to include the sustainability of the County Self-Insurance program:

The proposed budget includes the following:

- Funding 401K contributions for both law enforcement and non-law enforcement at the current level
- Life insurance at 2X an employee's annual salary.
- Wellness Works Program which is treated as an assessment back to the departments based on the number of funded positions and equating to a charge of \$500 per employee. Operations of Wellness Works is being provided by First Health of the Carolinas and the Board recently approved modifications to the schedule and funding for a part-time medical assistant.

Fiscal Year 2017 Budget

Major Points of Consideration

- 2017 recommended fiscal year budget is balanced at: \$131,772,027 Gross and \$123,008,476 Net (less transfers and assessments).
- The recommended gross budget is an increase of .93% increase as compared to the current year FY 2016 budget.
- Funds Moore County Schools at \$34,062,686 including debt service. An overall increase of \$1,034,482
- Funds Sandhills Community College at \$6,060,795 including debt service and a transfer of \$89,530 to the SCC Debt Service Reserve. The Current Expense allocation proposes an increase of \$14,363
- Funds General Fund operations and debt service (County, Schools, College) with a fund balance appropriation of \$252,924.
- Public Works Enterprise Funds have \$514,405 budgeted transfer into capital reserve (WPCP @ \$225,836, Utilities @ \$266,049, EMWD @ \$22,520)

Fiscal Year 2017 Budget

Budget by Fund for Fiscal Year 2017

Proposed Gross and Net Budget by Fund FY16/17

Fund	Fund Name	Fund Type	Gross Budget	Less Transfers	Net Budget
100	General	General	\$90,236,676	-\$5,090,707	\$85,145,969
200	Public Safety/Emergency Mgmt	Special Revenue	\$6,623,262	-\$1,742,044	\$4,881,218
210	E911 Telephone	Special Revenue	\$413,395	\$0	\$413,395
215	Fire, Ambulance, Rescue District	Special Revenue	\$3,989,893	\$0	\$3,989,893
220	Soil Water Conservation District	Special Revenue	\$21,271	\$0	\$21,271
230	Transportation Services	Special Revenue	\$1,198,517	-\$524,483	\$674,034
600	Water Pollution Control Plant	Enterprise	\$4,639,254	-\$387,208	\$4,252,046
610	Public Utilities	Enterprise	\$10,138,489	-\$876,279	\$9,262,210
620	East Moore Water District	Enterprise	\$1,662,600	\$0	\$1,662,600
810	Risk Management	Internal Service	<u>\$8,296,542</u>	<u>-\$8,400</u>	<u>\$8,288,142</u>
	Total County Funds		\$127,219,899	-\$8,629,121	\$118,590,778
260	Convention & Visitor's Bureau	Comp Unit/Spec Rev	\$1,540,530	-\$54,030	\$1,486,500
640	Airport Authority	Comp Unit/Enterprise	<u>\$3,011,598</u>	<u>-\$80,400</u>	<u>\$2,931,198</u>
	Total Component Units		\$4,552,128	-\$134,430	\$4,417,698
		Totals	\$131,772,027	-\$8,763,551	\$123,008,476

Fiscal Year 2017 Budget

TRANSFERS AND ASSESSMENTS

Transfers are made up of assessment amounts charged to County departments but paid by the Risk Management Internal Service Fund. Some examples include: health insurance, wellness assessment, liability and property insurance, worker's compensation, and unemployment.

Below is a list of the assessments included in the FY16 Budget for the **General Fund**:

Wellness Assessment	\$178,536
Health Insurance Costs	\$4,013,100
Liability & Property Insurance	\$171,952
Unemployment Premium	\$73,482
Worker's Compensation Claims	\$406,040
Worker's Compensation Premium	\$221,407
General Fund Assessment	<u>\$26,190</u>
Total General Fund Assessments	\$5,090,707

The health insurance costs are 78.83% of the total assessment.

Fiscal Year 2017 Budget

KEY POINTS REGARDING EACH FUND

Fund 100: General Fund

General Fund Revenues		
Source	FY17 Budget	%
Property Tax	\$54,850,789	60.78%
Sales Tax	\$16,473,000	18.26%
Grants	\$9,954,800	11.03%
Departmental Fees	\$7,873,163	8.73%
Other Taxes	\$672,000	0.74%
Transfers In	\$262,924	0.29%
Interest	<u>\$150,000</u>	0.17%
Total Revenues - GF	\$90,236,676	

Fiscal Year 2017 Budget

KEY POINTS REGARDING EACH FUND

Fund 100: General Fund

SERVICES, DEPARTMENTS, ACTIVITIES SUPPORTED BY GENERAL FUND REVENUES

GENERAL GOVERNMENT

Administration	
Governing Body	
Human Resources	
Finance	13.17%
County Attorney	
Tax	
Elections	
Register of Deeds	
Information Technology	
Property Management	

ENVIRONMENTAL AND COMMUNITY DEVELOPMENT

Planning, Zoning, Inspections	
GIS	4.11%
Solid Waste	
Cooperative Extension	
Soil and Water Conservation	

DEBT SERVICE (excluding education)

Debt Principal	3.39%
Debt Interest	

NON DEPARTMENTAL/NON PROFITS/TRANSFERS OUT

Grants	
Court Facility	1.65%
Airport	
Non Profits	

HUMAN SERVICES

Health Department	
Social Services	
Child Support	
Youth Services	18.61%
Veteran's Services	
Aging RSVP	
Animal Services	

CULTURAL DEVELOPMENT

Parks and Recreation	1.29%
Library	

PUBLIC SAFETY FUNCTIONS

Sheriff's Office	
Detention Center	
Day Reporting Center	13.21%
Public Safety Fire Marshall	
Public Safety Communications	

EDUCATION

Schools Expense	
Schools Debt	44.47%
College Expense	
College Debt	

Fiscal Year 2017 Budget

KEY POINTS REGARDING EACH FUND

Fund 100: General Fund

General Fund Expenditures		
GF Expenditures	FY17 Budget	%
Education (including debt)	\$40,123,481	44.47%
Human Services	\$16,796,868	18.61%
Public Safety	\$11,916,927	13.21%
General Government	\$11,883,745	13.17%
Environmental	\$3,703,684	4.11%
Debt (excluding education)	\$3,061,907	3.39%
Non-Dept/Non-Profits	\$1,493,114	1.65%
Cultural	\$1,166,931	1.29%
Transfers	\$90,019	0.10%
Total	\$90,236,676	

Fiscal Year 2017 Budget

KEY POINTS REGARDING EACH FUND

Fund 100: General Fund

Total Moore County Schools Funding								
FY	Student Enrollment	Current Expense	Capital Outlay	Digital Learning	Sub Total: Current, Capital, Digital	Debt Service	Debt Service Reduction	Total Funding
FY06/07	12,190	\$20,807,940	\$1,133,950	\$0	\$21,941,890	\$4,122,904		\$26,064,794
FY07/08	12,294	\$23,694,245	\$1,531,444	\$0	\$25,225,689	\$4,057,211		\$29,282,900
FY08/09	12,190	\$24,935,195	\$933,950	\$0	\$25,869,145	\$5,929,507		\$31,798,652
FY09/10	12,236	\$24,935,195	\$733,950	\$0	\$25,669,145	\$7,049,516		\$32,718,661
FY10/11	12,378	\$25,540,140	\$711,932	\$0	\$26,252,072	\$6,887,644		\$33,139,716
FY11/12	12,371	\$25,540,140	\$711,932	\$0	\$26,252,072	\$5,937,920		\$32,189,992
FY12/13	12,609	\$25,540,140	\$711,932	\$0	\$26,252,072	\$5,807,594		\$35,328,898 *
FY13/14	12,812	\$25,165,140	\$711,932	\$750,000	\$26,627,072	\$5,533,171		\$32,160,243
FY14/15	12,825	\$25,315,140	\$1,200,000	\$600,000	\$27,115,140	\$5,393,955	Add to Capital	\$32,509,095
FY15/16	12,838	\$26,265,140	\$750,000	\$750,000	\$27,765,140	\$5,263,064	Add to CE	\$33,028,204
FY16/17	12,849	\$27,029,515	\$750,000	\$750,000	\$28,529,515	\$5,324,881	\$208,290	\$34,062,686

* FY 2013 original allocation \$32,059,666, series 2003 bond refunding impact \$3,269,232, Total Funding amount of \$35,328,898.

- Schools requested an increase of \$1,254,000 in CE, Cap, DL
- CE, Cap, DL = 40% of budgeted property and sales tax; budget increase of \$764,375
- Debt service reduction is calculated using FY 2014 as the base year
- Overall Total Funding budget increase of \$1,034,482

Fiscal Year 2017 Budget

KEY POINTS REGARDING EACH FUND

Fund 100: General Fund

Total Sandhills Community College Funding					
FY	Current Expense	Debt Service	Cap Res/Debt	CR/SCC Projects	Total Funding
FY09/10	\$4,135,541	\$1,999,964	\$0		\$6,135,505
FY10/11	\$4,011,475	\$1,778,376	\$0		\$5,789,851
FY11/12	\$4,011,475	\$1,994,274	\$0		\$6,005,749
FY12/13	\$4,121,819	\$1,950,925	\$0		\$9,069,003
FY13/14	\$4,121,819	\$1,781,368	\$0		\$5,903,187
FY14/15	\$4,265,064	\$1,733,404	\$47,964	\$454,079	\$6,500,511
FY15/16	\$4,265,064	\$1,689,115	\$92,254	\$208,048	\$6,254,481
FY16/17	\$4,279,427	\$1,691,838	\$89,530		\$6,060,795
	6% of Property/Sales Tax	TOTAL	\$229,748	\$662,127	

*

* FY 2013 original allocation was \$6,072,744, series 2003 bond refunding impact \$2,996,259, Total Funding amount of \$9,069,003.

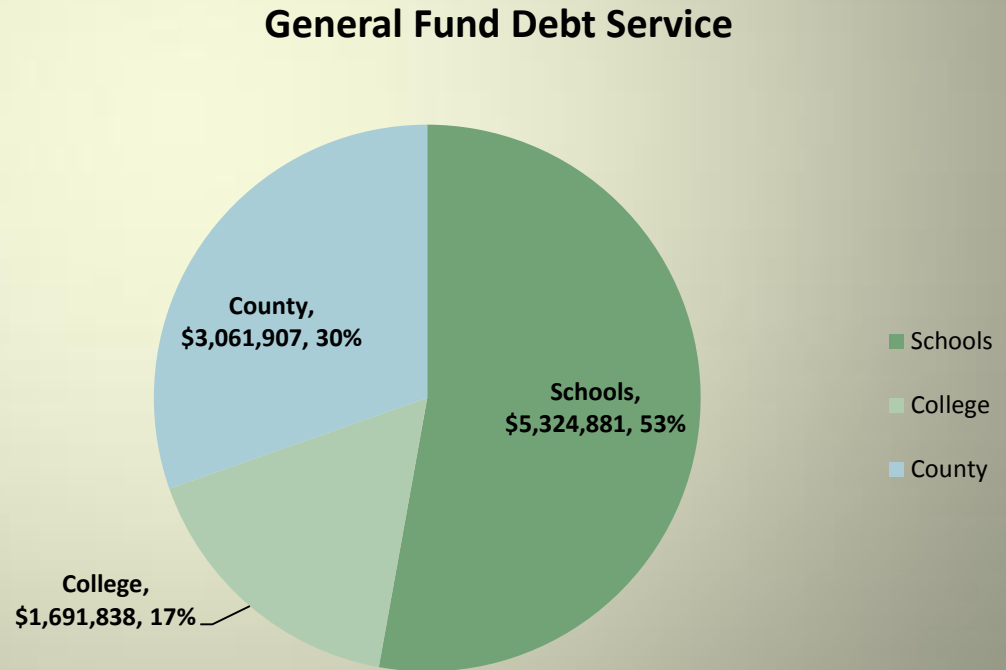
- FY 15 Original allocation \$5,998,468, subsequent transfers increase total to \$6,500,511
- FY 16 Original allocation \$6,046,433, subsequent transfers increase total to \$6,254,481
- Current Expense Increase for FY 2017, \$14,363

Fiscal Year 2017 Budget

KEY POINTS REGARDING GENERAL FUND DEBT SERVICE

- Total Debt Service is \$13, 157,403 (Includes Enterprise Fund Debt Service)
- Total General Fund Debt Service is \$10,078,626

	Amount	%
Schools	\$5,324,881	52.83%
College	\$1,691,838	16.79%
County	\$3,061,907	30.38%
Total	\$10,078,626	100.00%



Fiscal Year 2017 Budget

KEY POINTS REGARDING EACH FUND

Fund 100: General Fund

Expenditure Category Non-Departmental/Non Profit

- Non-Departmental/Non Profit is budgeted at \$1,493,114 as compared with FY 2016 of \$1,580,710 which is a 5.54% decrease.
- The FY 2017 budget includes funding for a number of non-profits some of which are funded directly and some are funded by way of Sandhills Center.
- The FY 2017 recommended budget continues with the FY 2015 recommended 6 year plan of moving away from non-profit funding which incorporates a 20% reduction for FY 2017.

End of General Fund Key Points

Fiscal Year 2017 Budget

KEY POINTS REGARDING EACH FUND

Fund 200: Public Safety/Emergency Management

- Balanced at \$6,623,262 in Revenues and Expenditures
- Supported by Advanced Life Support (ALS) tax revenue, fees, and other revenue
- ALS Tax proposes a .01 increase from .02/\$100 of valuation to **.03/\$100** of valuation
- The FY 2016 budget included the use of \$833,355 in appropriated fund balance which is anticipated to bring the fund balance to \$1.1 million at the end of the fiscal year (June 30, 2016)
- The proposed increase in the Advanced Life Support Rate eliminates the need for using allocated fund balance to support Emergency Medical Services for FY 2017

Fiscal Year 2017 Budget

KEY POINTS REGARDING EACH FUND

Fund 210: E911

- Balanced at \$413,395 in Revenues and Expenditures
- Funds generated by E911 surcharge on phone bills and appropriated fund balance (no appropriated fund balance for FY 2017)
- E911 surcharge revenues are regulated by the State
- There is pending legislation in the House and Senate that would expand the allowed use of these funds
- Currently analyzing plans to provide back-up 911 capabilities that fit recent legislative changes
- FY 15/16 projected calls: 99,400

Fiscal Year 2017 Budget

KEY POINTS REGARDING EACH FUND

Fund 215: Moore County Fire Protection, Ambulance, and Rescue Service District

Rural Fire Protection Service Tax							
FY16/17 - Unified Tax Rate @.085/\$100 Value							
							FY16/17 Budget
Total 2016-2017 Tax Base							@98.5%-Discounts
\$4,261,109,585 divided by \$100 x .085 x .985 -Discounts \$27,721 = Budget							\$3,539,893
							Revenue Generated by .085 Rate
							\$3,539,893
							Revenue Allocation from Fund 200 ALS
							\$450,000
							Total Fund 215 Revenue
							<u>\$3,989,893</u>
							A penny on the Fire Rate generates \$416,458
Column 1	Column 2 (3 + 4)	Column 3 (5 + 6)	Column 4 (7 + 8)	Column 5	Column 6	Column 7	Column 8
<u>Rural Fire Service District</u>	<u>Total Manager Recommendation @ 98.5%</u>	<u>Subtotal Distribution</u>	<u>Subtotal Reserve</u>	<u>Operations Distribution</u>	<u>Capital Distribution</u>	<u>Apparatus Reserve 21555500 56281</u>	<u>Building Reserve 21555500 56282</u>
Aberdeen	\$96,751	\$96,751	\$0	\$80,891	\$15,860	\$0	\$0
Carthage	\$297,449	\$278,269	\$19,180	\$227,259	\$51,010	\$12,147	\$7,033
Crains Creek	\$153,443	\$131,448	\$21,995	\$113,237	\$18,211	\$21,995	\$0
Crestline	\$84,601	\$76,146	\$8,455	\$52,734	\$23,412	\$3,348	\$5,107
Cypress Pointe	\$731,167	\$702,928	\$28,239	\$526,195	\$176,733	\$28,239	\$0
Eagle Springs	\$190,788	\$162,428	\$28,360	\$138,322	\$24,106	\$19,914	\$8,446
Eastwood	\$192,207	\$174,987	\$17,220	\$142,167	\$32,820	\$17,220	\$0
High Falls	\$161,055	\$143,682	\$17,373	\$110,669	\$33,013	\$9,230	\$8,143
Pinebluff	\$215,010	\$215,010	\$0	\$172,832	\$42,178	\$0	\$0
Pinehurst	\$169,876	\$169,876	\$0	\$157,338	\$12,538	\$0	\$0
Robbins	\$242,361	\$192,997	\$49,364	\$185,496	\$7,501	\$49,364	\$0
Seven Lakes	\$306,853	\$257,833	\$49,020	\$226,437	\$31,396	\$37,704	\$11,316
Southern Pines	\$510,939	\$503,109	\$7,830	\$453,273	\$49,836	\$0	\$7,830
West End	\$379,523	\$323,550	\$55,973	\$270,940	\$52,610	\$37,896	\$18,077
Westmoore	\$144,739	\$137,325	\$7,414	\$99,612	\$37,713	\$0	\$7,414
Whispering Pines	\$113,131	\$109,712	\$3,419	\$92,016	\$17,696	\$0	\$3,419
	\$3,989,893	\$3,676,051	\$313,842	\$3,049,418	\$626,633	\$237,057	\$76,785

Fiscal Year 2017 Budget

KEY POINTS REGARDING EACH FUND

Fund 220: Soil and Water Conservation District

- Balanced at \$21,271 in Revenues and Expenditures
- Revenues generated by fees from services and matching State Grant Funds
- FY 2017 Budget is a small decrease of \$647 compared to FY 2016

Fiscal Year 2017 Budget

KEY POINTS REGARDING EACH FUND

Fund 230: Moore County Transportation Services

- Balanced at \$1,198,517 in Revenues and Expenditures
- \$136,131 increase from fiscal year 2016 budget
- Revenues generated by user fees, grants, sale of assets
- No proposed fee schedule changes for FY 2017
- No appropriated fund balance is proposed for fiscal year 2017
- Fee generated revenues cover yearly expenses
- FY 2016 a deviated route was added to expand service (A-Pines)

Fiscal Year 2017 Budget

KEY POINTS REGARDING EACH FUND

Funds 600, Water Pollution Control Plant; 610, Public Utilities; 620 East Moore Water District

Enterprise Funds			
Public Works Division	FY2015-16 Adopted Budget	FY2016-17 Proposed Budget	Difference (%)
Water Pollution Control Plant	\$4,340,898	\$4,639,254	6.87%
Moore County Public Utilities	\$9,478,646	\$10,138,489	6.96%
East Moore Water District	\$1,557,900	\$1,662,600	6.72%
Total	\$15,377,444	\$16,440,343	6.91%

All three funds have budgeted transfers into Capital Reserve: Total of \$514,405

- WPCP @ \$225,836
- Public Utilities @ \$266,049
- EMWD @ \$22,520

Fiscal Year 2017 Budget

KEY POINTS REGARDING EACH FUND

Funds 600, Water Pollution Control Plant; 610, Public Utilities; 620 East Moore Water District

Proposed Rate Information

Fund 600: Proposed budget includes a **.06/1,000** gallon increase in municipal flow rates from \$2.89/1,000 to \$2.95/1,000

Fund 610: The 2017 proposed fee schedule for Public Utilities recommends a **monthly water service base rate increase of \$0.50** for all meter sizes. The FY 2017 budget also recommends an increase to the **monthly base sewer rate of \$2.00** for all meter sizes. Tab 6 of the budget book provides greater detail of all fee schedule changes. Rate increases will support necessary capital projects.

Fund 620: Proposed budget includes **no monthly base rate changes**. EMWD purchases bulk water from Harnett County and sells it to EMWD customers as well as to Moore County Public Utilities. EMWD is now purchasing water at the reduced rate per the contract with Harnett County.

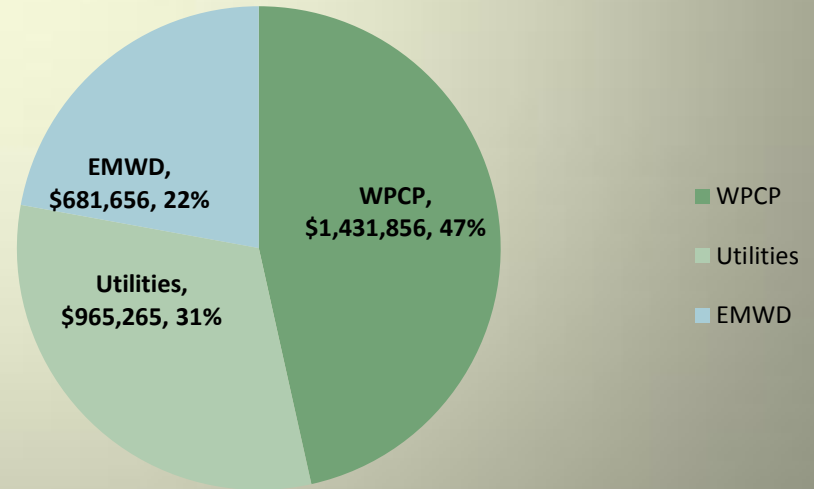
Fiscal Year 2017 Budget

KEY POINTS REGARDING ENTERPRISE FUND DEBT SERVICE

- Total Enterprise Fund Debt Service is \$3,078,777

Fund	Amount	%
WPCP	\$1,431,856	46.51%
Utilities	\$965,265	31.35%
EMWD	\$681,656	22.14%
Total	\$3,078,777	100.00%

**Enterprise Funds
Debt Service**



Fiscal Year 2017 Budget

KEY POINTS REGARDING EACH FUND

Fund 810: Risk Management

- Balanced at \$8,296,542
- A \$244,675 reduction compared to FY 2016 and a \$477,016 reduction compared to FY 2015
- Treated as an Internal Service Fund
- Expenditures include costs for Health Insurance, Wellness Works, Worker's Compensation, Unemployment, and Unemployment Insurance, Liability and Property Insurance
- Budget proposes no appropriated fund balance (4th year in a row, prior years had required appropriated fund balances up to \$1,000,000)

Fiscal Year 2017 Budget

KEY POINTS REGARDING EACH FUND

Fund 260: Convention and Visitor's Bureau

- Balanced at \$1,540,530
- Increase of \$45,960 compared to fiscal year 2016

Fund 640: Airport

- Balanced at \$3,011,598
- Decrease of \$871,544 Compared to fiscal year 2016
- Includes an appropriation from retained earnings of \$228,214
- In FY 2016, the County opted to retire the Airport hangar debt and eliminate the need to calculate and transfer sales and property taxes related to airport activities and planes hangered at the Airport

Fiscal Year 2017 Budget

A FEW CAPITAL IMPROVEMENT PROJECTS

On April 14, 2016 the Moore County Board of Commissioners held a work session to gather more information on capital improvement needs and discuss in more detail plans for prioritizing and funding the immediate needs. The projects below are the most immediate projects being reviewed, analyzed and discussed.

- Moore County Schools: The Moore County Schools Master Facilities Plan **lists 10 major projects** that are targeted for addressing. The focus of the list has been **scaled down to the top 4 projects** which include an Advanced Career Center for high school students and three elementary schools. The total estimated cost for these four projects is **\$119,440,382**. Over the past year, there have been a number of meetings to discuss **strategy** for funding these four projects which include identifying **existing funds** available, identifying **future revenue streams**, securing **new revenue streams** (Article 46 sales tax), and **adjusting** the scope and timing of the projects to fit the funding availability. The discussion will continue as the projects move forward.

Fiscal Year 2017 Budget

A FEW CAPITAL IMPROVEMENT PROJECTS

- Water Resources Expansion: In September, 2013 the Board approved an agreement with Harnett County for the purchase of **3 million Gallons per day (MGD)** capacity in the Harnett County water treatment plant expansion. The cost for the Harnett plant expansion and needed upgrades to the Harnett system to allow for delivery of the water is budgeted at **\$5,450,000**. Phase I of the project (\$8,145,733) which includes the \$5,450,000 is underway with water line installation along **Hwy 73 completed**, and the plant expansion construction on-going. Payment for the new water lines along Hwy 73 is complete and the **initial payments to Harnett County for the plant expansion have been paid ahead of schedule**. The estimated cost of the entire project which is divided into 3 phases is \$14.1 Million and the funding **strategy** for all three phases of the project continues to be developed.

Fiscal Year 2017 Budget

A FEW CAPITAL IMPROVEMENT PROJECTS

- Court Facility: Recent Renovations to the existing court facility included expanding the Clerk of Courts area and adding office space for Probation and Parole on level 0; renovating Courtrooms 105 and 108, modifying the Clerks area, and adding conference rooms on level 1; modifications to the attorney's area on level 2; adding an elevator and entrance area on level 1 at the front of the facility. The **renovations now completed**, will allow for the continued operations of court related functions. The **Sheriff has also implemented several new initiatives to enhance security** in and around the court facility and will continue to take steps to ensure the security of those working in and doing business in the facility.

Planning for the construction of a new facility is ongoing with the **next step** to be developing the **programming** plan for the new facility which is a necessary step that produces a detailed document to be used by the eventual architect selected for design. The **funding strategy** for a new facility will primarily rely on the **decline in debt service** of non-school and college related debt over the next several years. In the early years (1 to 4), funds are anticipated to accumulate and once debt is taken on for the project, the accumulated funds and future declines in debt service are expected to cover the new debt.

Fiscal Year 2017 Budget

A FEW CAPITAL IMPROVEMENT PROJECTS

- EMS: Moore County Emergency Medical Services is working on **potential projects** that will **enhance level of service** and response times. The original approach required a considerable amount of upfront capital dollars. With prior year's budget allocations of fund balance, the prospect of having to use more for upfront costs of the projects, made moving forward with the projects a challenge. The current **strategy** includes looking at **less upfront cost** and entering into lease agreements. The current strategy also includes looking at utilizing **existing County owned facilities** to establish a back-up 911 call center and to establish an Information Technology disaster recovery and back-up operation.

Fiscal Year 2017 Budget

A FEW CAPITAL IMPROVEMENT PROJECTS

Parks and Recreation: **Proposal** for building a recreation center at Hillcrest Park to include **two basketball courts, multi-purpose rooms, concession area, and office space**. Estimated costs originally ranged from \$1.5 to \$2.3 million; however, the latest estimated cost is **\$3.0 million**. In recent months, a **proposal** has been brought forth by the Moore County Convention and Visitors Bureau requesting the County to consider **adding two more basketball courts** to the plan. The additional courts would be used to host various sporting events and tournaments and funding for the **additional cost (\$2.0 million)** is proposed to come from the **additional room occupancy funds** should the Board of Commissioners approve the room occupancy rate increase. Currently legislation allows for the Board of Commissioners to increase the rate from the current **3.0% to 6.0%**. The legislation contains stipulations for the increased dollars. Staff and Advisory Board members have been visiting recreation centers in other jurisdictions in an effort to gain insight as to items to incorporate into the facility and those that are not necessary. The funding **strategy** for this project is still **being developed** as well as where the project fits into the priority ordering.

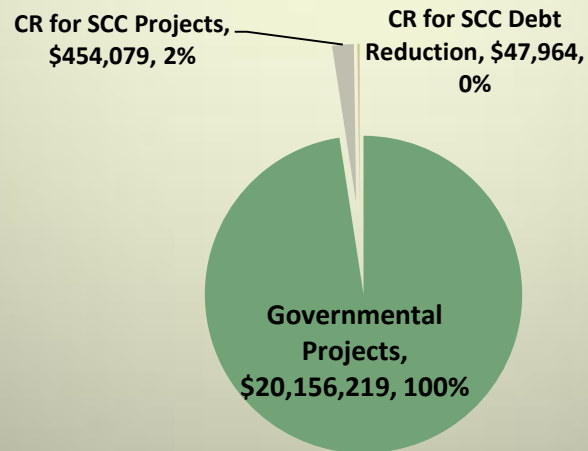
Fiscal Year 2017 Budget

KEY POINTS REGARDING CAPITAL RESERVE FUND

- Audited Amounts Based on Fiscal Year Ended June 30, 2015

Capital Reserve FY15 Audited Balance		
	Amount	%
Governmental Projects	\$20,156,219	97.57%
Debt Service	\$0	0.00%
Enterprise	\$0	0.00%
CR for SCC Projects	\$454,079	2.20%
CR for SCC Debt Reduction	\$47,964	0.23%
Total	\$20,658,262	100.00%

Capital Reserve FY15 Audited Balances



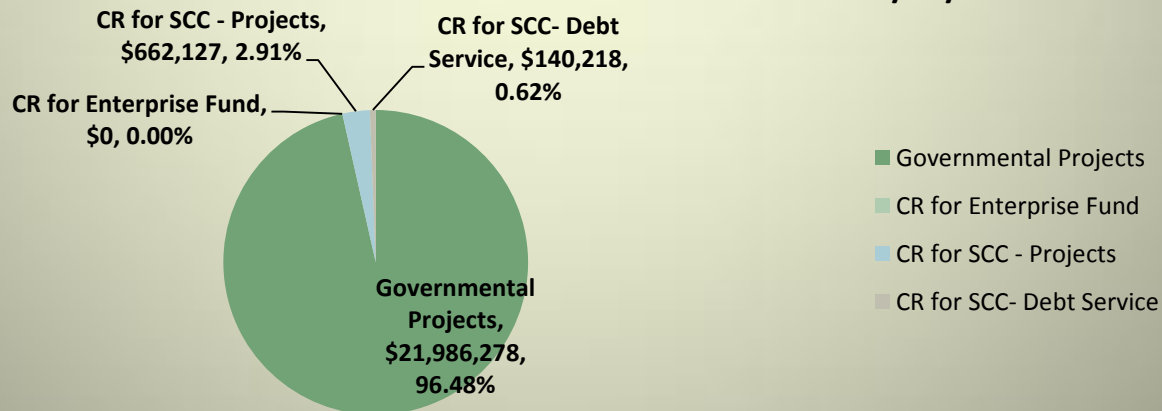
Fiscal Year 2017 Budget

KEY POINTS REGARDING CAPITAL RESERVE FUND

- Unaudited Amounts as of April 11, 2016

Capital Reserve FY16 UNAUDITED AS OF 4/11/16		
	Amount	%
Governmental Projects	\$21,986,278	96.48%
CR for Enterprise Fund	\$0	0.00%
CR for SCC - Projects	\$662,127	2.91%
CR for SCC- Debt Service	\$140,218	0.62%
Total	\$22,788,623	100.00%

Capital Reserve FY16 as of 4/11/16



Fiscal Year 2017 Budget

SCHEDULE

BUDGET WORKSESSIONS

- Work Session 1 @ TBD
- Work Session 2 @ TBD
- Others TBD if necessary

REQUIRED PUBLIC HEARING

- May 19, 2016 @ 5:30 PM at the Regularly Scheduled Board of Commissioner's Meeting

ADOPTION

- June 07, 2016 at the Regularly Scheduled Board of Commissioner's Meeting

Fiscal Year 2017 Budget

SUMMARY

- The fiscal year 2017 proposed budget is **balanced** at \$131,772,027 in revenues and expenditures
- The proposed budget provides a **fiscally sound** and responsible **blueprint** for administering the revenues and expenditures for fiscal year 2017
- The proposed budget allows for the continued operations of the County and **for providing the highest level of services** in an efficient and effective manner
- **Thanks to everyone** who allocated time, effort, and expertise in developing the proposed budget
- The proposed budget is respectfully submitted